

SOLANO COUNTY WATER AGENCY



BOARD OF DIRECTORS:

Chair:

Supervisor Erin Hannigan
Solano County District 1

Vice Chair:

Mayor Pete Sanchez
City of Suisun City

Mayor Len Augustine
City of Vacaville

Mayor Jack Batchelor
City of Dixon

Director Dale Crossley
Reclamation District No. 2068

Mayor Osby Davis
City of Vallejo

Director John D. Kluge
Solano Irrigation District

Director Ryan Mahoney
Maine Prairie Water District

Mayor Elizabeth Patterson
City of Benicia

Mayor Harry Price
City of Fairfield

Mayor Norm Richardson
City of Rio Vista

Supervisor Linda Seifert
Solano County District 2

Supervisor Jim Spering
Solano County District 3

Supervisor Skip Thomson
Solano County District 5

Supervisor John Vasquez
Solano County District 4

GENERAL MANAGER:

Roland Sanford
Solano County Water Agency

BOARD OF DIRECTORS MEETING

DATE: Thursday, June 9, 2016

TIME: 6:30 p.m.

PLACE: Berryessa Room
Solano County Water Agency Office
810 Vaca Valley Parkway, Suite 203
Vacaville

1. **CALL TO ORDER**
2. **PLEDGE OF ALLEGIANCE**
3. **APPROVAL OF AGENDA**
4. **CLOSED SESSION: CONFERENCE WITH REAL PROPERTY NEGOTIATIONS**

Property: Peterson Ranch Solano County Assessor Parcel Numbers
0042-150-110, 0042-170-190, 0042-170-200, 0042-170-220,
0042-170-210, 0042-170-230, 0048-090-070

Agency negotiator: Roland Sanford

Negotiating parties: John Brennan, Scott Stone

Under negotiation: Potential acquisition, price, and terms

5. **PUBLIC COMMENT**

Limited to 5 minutes for any one item not scheduled on the Agenda.

6. **CONSENT ITEMS**

(A) Minutes: Approval of the Minutes of the Board of Directors meeting of May 12, 2016 is recommended.

810 Vaca Valley Parkway, Suite 203
Vacaville, California 95688
Phone (707) 451-6090 • FAX (707) 451-6099
www.scwa2.com



- (B) Expenditure Approvals: Approval of the May checking account register is recommended.
- (C) Pre-Approval of Fiscal Year 2016-2017 Payments: Pre-approval of specified categories of bills for fiscal year 2016 – 2017 is recommended.
- (D) Statement of Investment Policy: Approval of the annual Statement of Investment Policy is recommended.
- (E) Appropriations Limit: Approval of appropriations limit for fiscal year 2016-2017 is recommended.
- (F) Amendment to Agreement with DWR for funding environmental analysis, planning and design of North Bay Aqueduct Intake Project: Authorize General Manager to execute Amendment No. 4 to the “Agreement for Funding Among the Department of Water Resources, Solano County Water Agency and Napa County Flood Control and Water Conservation District for the Cost of Environmental Analysis, Planning and Design of the North Bay Aqueduct Alternate Intake Project”, to extend the term of the agreement from June 30, 2016 to December 31, 2018 or the issuance of a Notice of Determination under CEQA, whichever occurs first.

7. BOARD MEMBER REPORTS

RECOMMENDATION: For information only.

8. GENERAL MANAGER’S REPORT

RECOMMENDATION: For information only.

9. SCWA BUDGET FOR FISCAL YEAR 2016-2017

RECOMMENDATION: Hear report from Staff and recommendation from the Executive Committee, acting as the Budget Review Committee, and consider adoption of the Water Agency’s fiscal year 2016-2017 budget.

10. BUDGET IMPLEMENTATION ACTIONS

- (A) State Water Project Tax Rate for Fiscal Year 2016-2017: Establish a tax rate of \$0.02 per \$100 of assessed valuation for the State Water Project property tax for fiscal year 2016-2017.
- (B) Cost of living Adjustment for Water Agency Employees: Award a 2% cost of living adjustment to Water Agency employees effective July 3, 2016. The cost of a 2% COLA is approximately \$31,300 for fiscal year 2016-2017.
- (C) Consultant Services Contracts and Renewals: Authorize General Manager to execute agreements and amendments for the following consultant services for work through fiscal year 2016-2017:

1. Agrichem, Nuisance Vegetation Management, new contract- contract limit of \$32,560;
2. Blankinship & Associates, Inc., Compliance and Monitoring for Aquatic Pesticide Use, new contract - contract limit of \$41,100;
3. CDM Smith, NBA Capacity Reclamation Project, new contract – contract limit of \$50,000;
4. CH2MHILL, Solano HCP EIR/EIS, new contract -contract limit \$60,000;
5. Clean Lakes, Campbell Lake Algaecide Treatments, new contract-contract limit of \$160,000;
6. Erler & Kalinowski, Inc., Baseline Water Use Assessment, new contract – contract limit of \$80,000;
7. Eyasco, Inc., Data and Website Management, new contract- contract limit of \$266,860;
8. IN Communications, High School Video Contest and Public Outreach, new contract – contract limit of \$30,000;
9. Iron Springs Corporation, Large Landscape BMP, new contract – contract limit of \$70,000;
10. KC Engineering, Construction Materials Testing and Geotechnical Consulting, new contract – contract limit of \$50,000;
11. LSA Associatesn Inc., Habitat Conservation Plan, new contract-contract limit of \$340,000;
12. Luhdorff & Scalmanini, Groundwater Monitoring and Data Collection, new contract-contract limit of \$87,492;
13. Normandeau & Associates, Fish Monitoring and Habitat Analysis, new contract-contract limit of \$35,461;
14. P.G.&E., Bay Area High-Efficiency Clothes Washer Rebate Program, continuing contract, contract limit of \$200,000 per year.
15. Solano Resource Conservation District, Lake Berryessa Outreach, new contract-contract limit of \$190,000;
16. Solano Resource Conservation District, Flood Awareness, contract limit of \$90,000;
17. Summers Engineering, Inc., General Engineering Assistance, new contract – contract limit of \$60,000;
18. Summers Engineering, Inc., PDD Bulkhead – Engineering Support, new contract – contract limit of \$70,000;
19. Summers Engineering, Inc., PSC Screen Cleaner Feasibility Study, new contract – contract limit of \$50,000;
20. Summers Engineering, Inc., Alternative Canal Cleanout – Engineering Support, new contract – contract limit of \$40,000;
21. Southwest Environmental, Inc., high-efficiency toilet installation program, new contract - contract limit \$300,000;
22. Streamwise, Geomorphic Assessments, one year contract, contract limit \$50,000;
23. Terraphase, Cache Slough Water Quality Monitoring, new contract- contract limit \$50,000;
24. Western Municipal Water District, Free Sprinkler Nozzle Program, new contract, contract limit of \$50,000.
25. Wildlife Survey and Photo Service, LPCCC Aquatic Monitoring, one year contract, contract limit \$40,000;
26. Wildlife Survey & Photo Service, Solano Project Biomonitoring for Aquatic Invasive Species, new contract-contract limit of \$204,371;

27. Yolo Resource Conservation District, Westside IRWMP Implementation Assistance, new-contract-contract limit \$66,770.54.
28. ZunZun, Solano School Education Program, new contract- contract limit of \$35,000.

11. WATER POLICY UPDATES

RECOMMENDATIONS:

1. Hear report from staff on current and emerging Delta and Water Policy issues and provide direction.
2. Hear status report from Committee Chair Supervisor Seifert on activities of the SCWA Water Policy Committee.
3. Hear report from Supervisor Thomson on activities of the Delta Counties Coalition and Delta Protection Commission.
4. Hear report from Legislative Committee.

12. TIME AND PLACE OF NEXT MEETING

Thursday, July 14, 2016 at 6:30 p.m. at the SCWA offices.

The Full Board of Directors packet with background materials for each agenda item can be viewed on the Agency's website at www.scwa2.com.

Any materials related to items on this agenda distributed to the Board of Directors of Solano County Water Agency less than 72 hours before the public meeting are available for public inspection at the Agency's offices located at the following address: 810 Vaca Valley Parkway, Suite 203, Vacaville, CA 95688. Upon request, these materials may be made available in an alternative format to persons with disabilities.

CONSENT ITEMS

SOLANO COUNTY WATER AGENCY
BOARD OF DIRECTORS MEETING MINUTES

MEETING DATE: May 12 2016

The Solano County Water Agency Board of Directors met this evening at the Solano County Water Agency. Present were:

Supervisor Erin Hannigan, Solano County District 1
Supervisor Linda Seifert, Solano County District 2
Supervisor James Spering, Solano County District 3
Supervisor John Vasquez, Solano County District 4
Supervisor Skip Thomson, Solano County District 5
Mayor Len Augustine, City of Vacaville
Mayor Pete Sanchez, City of Suisun City
Mayor Elizabeth Patterson, City of Benicia
Mayor Jack Batchelor, City of Dixon
Mayor Harry Price, City of Fairfield
Mayor Norm Richardson, City of Rio Vista
Director John Kluge, Solano Irrigation District
Director Dale Crossley, Reclamation District 2068

CALL TO ORDER

The meeting was called to order at 6:30 P.M. by Chair Hannigan.

APPROVAL OF AGENDA

On a motion by Supervisor Seifert and a second by Supervisor Vasquez the Board unanimously approved the agenda.

PUBLIC COMMENT

There were no comments.

CONSENT ITEMS

On a motion by Mayor Patterson and a second by Supervisor Vasquez the Board approved the following consent items:

- (A) Minutes
- (B) Expenditure Approvals
- (C) Dixon Redevelopment – Sale of Union Pacific Railroad and Old Dixon Lumber Yard Site

BOARD MEMBER REPORTS

There were no board member reports.

GENERAL MANAGER'S REPORT

In addition to his written report, General Manager Roland Sanford reported that Governor Brown recently issued a drought proclamation which among other things, directs the State Water Resources Control Board to adjust the current emergency water conservation regulations to reflect and account for differences in winter precipitation totals and in turn water supply conditions across the State.

**CONDITIONAL LETTER OF SUPPORT FOR YOLO COUNTY FLOOD CONTROL
AND WATER CONSERVATION DISTRICT'S PROPOSED GROUNDWATER BASIN
BOUNDARY MODIFICATION FOR THE SOLANO SUBBASIN**

General Manager Roland Sanford reported that on May 10, 2016 the Solano County Board of Supervisors voted unanimously to submit a letter to the California Department of Water resources in opposition to Yolo County Flood Control and Water Conservation District's groundwater sub-basin boundary modification proposal. Mr. Tim O'Halloran, General Manager of the Yolo County Flood Control and Water Conservation District spoke in support of the proposed sub-basin boundary modification.

After extensive discussion, on a motion by Supervisor Sperling and second by Mayor Augustine the Board voted unanimously to:

- 1) Not send a conditional letter of support for Yolo County Flood Control and Water Conservation District's proposed groundwater sub-basin boundary modification proposal, and
- 2) Create a committee consisting of one representative from each of the following three cities; Dixon, Rio Vista and Vacaville; two County Supervisors (Supervisors Thompson and Vasquez); and one representative from either the Solano Irrigation District, Maine Prairie Water District or Reclamation District 2068 to work with Yolo County representatives to develop a draft groundwater management Coordinating Agreement between the Solano Sub-basin and Yolo's proposed "Yolo Sub-basin".

WATER POLICY UPDATES

1. There was no report from staff on current and emerging Delta and Water Policy issues.
2. There was no report on activities of the SCWA Water Policy Committee.
3. There was no report on activities of the Delta Counties Coalition and Delta Protection Commission.
4. There was no report from the Legislative Committee.

TIME AND PLACE OF NEXT MEETING

The next regularly scheduled meeting will be Thursday, June 9, 2016 at 6:30 p.m. in the Berryessa Room located at the Solano County Water Agency offices.

ADJOURNMENT

This meeting of the Solano County Water Agency Board of Directors was adjourned at 7:10 p.m.

Roland Sanford
General Manager & Secretary to the
Solano County Water Agency

ACTION OF
SOLANO COUNTY WATER AGENCY

DATE: June 9, 2016
SUBJECT: Expenditures Approval

RECOMMENDATION:

Approve expenditures from the Water Agency checking accounts for the month of May, 2016.

FINANCIAL IMPACT:

All expenditures are within previously approved budget amounts.

BACKGROUND:

The Water Agency auditor has recommended that the Board of Directors approve all expenditures (in arrears). Attached is a summary of expenditures from the Water Agency’s checking accounts for the month of May, 2016. Additional backup information is available upon request.

Recommended: 
Roland Sanford, General Manager

<input type="checkbox"/> Approved as recommended	<input type="checkbox"/> Other (see below)
--	--

Modification to Recommendation and/or other actions:

I, Roland Sanford, General Manager and Secretary to the Solano County Water Agency, do hereby certify that the foregoing action was regularly introduced, passed, and adopted by said Board of Directors at a regular meeting thereof held on June 9, 2016 by the following vote.

Ayes:

Noes:

Abstain:

Absent:

Roland Sanford
General Manager & Secretary to the
Solano County Water Agency

SOLANO COUNTY WATER AGENCY
Cash Disbursements Journal
For the Period From May 1, 2016 to May 31, 2016

Filter Criteria includes: Report order is by Check Number. Report is printed in Detail Format.

Date	Check #	Account ID	Line Description	Debit Amount	Credit Amount
5/2/16	28138	2020SC	Invoice: 178501	34.00	
		2020SC	Invoice: 178698	34.00	
		1020SC	A & L WESTERN AGRICULTURAL LABS		68.00
5/2/16	28139	2020SC	Invoice: 103378	3,534.00	
		1020SC	ANALYTICAL SCIENCES		3,534.00
5/2/16	28140	2020SC	Invoice: CREDIT YUBA WTR 2014	5,977.92	
		1020SC	CITY OF BENICIA		5,977.92
5/2/16	28141	2020SC	Invoice: 213048	14,410.21	
		1020SC	CAMPBELL SCIENTIFIC, INC.		14,410.21
5/2/16	28142	2020SC	Invoice: CTL3846	4,621.31	
		2020SC	Invoice: CTW9103	366.78	
		1020SC	CDW GOVERNMENT, INC.		4,988.09
5/2/16	28143	2020SC	Invoice: INV352123	2,945.00	
		1020SC	CPS HR CONSULTING		2,945.00
5/2/16	28144	2020SC	Invoice: SUMMER 2016	2,220.00	
		1020SC	CALIFORNIA STATE UNIVERSITY, SACRAMENTO		2,220.00
5/2/16	28145	2020SC	Invoice: 133866	1,599.36	
		1020SC	DEPT OF FORESTRY & FIRE PROTECTION		1,599.36
5/2/16	28146	2020SC	Invoice: 16-024-O MAY 2016	2,691.00	
		2020SC	Invoice: 16-232-V MAR 2016		10,801.00
		2020SC	Invoice: 16-026-T MAY 2016	551,160.00	
		1020SC	DEPARTMENT OF WATER RESOURCES		543,050.00
5/2/16	28147	2020SC	Invoice: 17207257-1	156.52	
		1020SC	EXPRESS EMPLOYEMENT PROFESSIONALS		156.52
5/2/16	28148	2020SC	Invoice: 4-(16)	880.00	
		1020SC	DENNIS GRUNSTAD		880.00
5/2/16	28149	2020SC	Invoice: V3840901	3,388.01	
		1020SC	HOLT OF CALIFORNIA		3,388.01
5/2/16	28150	2020SC	Invoice: 481737	500.00	
		1020SC	HULBURT GLASS		500.00
5/2/16	28151	2020N	Invoice: 0516-1	600.00	
		1020SC	JEFFREY J JANIK		600.00
5/2/16	28152	2020SC	Invoice: FCAC APR 16 PER DIEM	32.29	
		1020SC	CHARLES KARNOPP		32.29
5/2/16	28153	2020SC	Invoice: FCAC APR 16 PER DIEM	25.00	
		1020SC	RONALD KOEHNE		25.00
5/2/16	28154	2020SC	Invoice: 144724	36,663.75	
		1020SC	LSA ASSOCIATES, INC.		36,663.75
5/2/16	28155	2020SC	Invoice: 202982	33.45	
		2020SC	Invoice: 202876	42.43	
		2020SC	Invoice: 203319	192.69	
		2020SC	Invoice: 203572	58.87	
		2020SC	Invoice: 203573	943.42	
		2020SC	Invoice: 203212	13.41	
		2020SC	Invoice: 203951	41.84	
		2020SC	Invoice: 204020	132.04	
		2020SC	Invoice: 204404	14.05	
		2020SC	Invoice: 203764	199.69	
		1020SC	PACIFIC ACE HARDWARE		1,671.89
5/2/16	28156	2020SC	Invoice: 708711	212.40	
		2020SC	Invoice: 709347	144.77	
		2020SC	Invoice: 710506	47.34	
		2020SC	Invoice: 710322	62.86	
		2020SC	Invoice: 710381	93.87	
		1020SC	PISANIS AUTO PARTS		561.24
5/2/16	28157	2020SC	Invoice: JAN - FEB 2016	19,559.61	

SOLANO COUNTY WATER AGENCY
Cash Disbursements Journal
For the Period From May 1, 2016 to May 31, 2016

Filter Criteria includes: Report order is by Check Number. Report is printed in Detail Format.

Date	Check #	Account ID	Line Description	Debit Amount	Credit Amount
		1020SC	PUTAH CREEK COUNCIL		19,559.61
5/2/16	28158	2020SC 1020SC	Invoice: FCAC APR 16 PER DIEM TERRY RIDDLE	38.34	38.34
5/2/16	28159	2020SC 1020SC	Invoice: 1146 ROCK STEADY JUGGLING	750.00	750.00
5/2/16	28160	2020SC 2020SC 1020SC	Invoice: 49873660 Invoice: 49874754 SBS LEASING A PROGRAM DE LAGE	980.93 77.67	1,058.60
5/2/16	28161	2020SC 1020SC	Invoice: 1550418441 STAPLES	47.45	47.45
5/2/16	28162	2020SC 1020SC	Invoice: 14755 ULATIS COMMUNITY CENTER	100.00	100.00
5/2/16	28163	2020SC 1020SC	Invoice: 001488 UNAVCO, INC.	61.14	61.14
5/4/16	28164	2020SC 1020SC	Invoice: JETHRO PERALTA HIGH SCHOOL VIDEO CONTEST	500.00	500.00
5/4/16	28165	2020SC 1020SC	Invoice: LEDA BROCKMAN HIGH SCHOOL VIDEO CONTEST	750.00	750.00
5/4/16	28166	2020SC 1020SC	Invoice: ANGELES-SOFIA RIVERA HIGH SCHOOL VIDEO CONTEST	125.00	125.00
5/4/16	28167	2020SC 1020SC	Invoice: ERIKA ROLEN HIGH SCHOOL VIDEO CONTEST	1,250.00	1,250.00
5/4/16	28168	2020SC 1020SC	Invoice: ST. PATRICK ST. VINC HIGH SCHOOL VIDEO CONTEST	250.00	250.00
5/4/16	28169	2020SC 1020SC	Invoice: ANGELICA MENDEZ HIGH SCHOOL VIDEO CONTEST	125.00	125.00
5/9/16	28170	2020SC 1020SC	Invoice: 178977 A & L WESTERN AGRICULTURAL LABS	36.00	36.00
5/9/16	28171	2020SC 1020SC	Invoice: 2172582 AMERICAN TOWER CORPORATION	534.63	534.63
5/9/16	28172	2020SC 1020SC	Invoice: 933154 CENTRAL AUTO PARTS	179.24	179.24
5/9/16	28173	2020SC 1020SC	Invoice: 47378401 CHEVRON AND TEXACO	260.87	260.87
5/9/16	28173V	2020SC 1020SC	Invoice: 47378401 CHEVRON AND TEXACO	260.87	260.87
5/9/16	28174	2020SC 1020SC	Invoice: 3.23.16 - 4.22.16 AT&T MOBILITY	0.61	0.61
5/9/16	28175	2020SC 1020SC	Invoice: 5018 CLEAN LAKES, INC.	15,818.10	15,818.10
5/9/16	28176	2020SC 1020SC	Invoice: 16-206-U DEPARTMENT OF WATER RESOURCES	7,889.70	7,889.70
5/9/16	28177	2020SC 1020SC	Invoice: 17227466-4 EXPRESS EMPLOYEMENT PROFESSIONALS	192.64	192.64
5/9/16	28178	2020SC 1020SC	Invoice: 1110 FORTY-TWO PACIFIC, INC.	400.00	400.00
5/9/16	28179	2020SC 1020SC	Invoice: 216-09 FOUR 'M' CONTRACTING	21,968.99	21,968.99
5/9/16	28180	2020SC 1020SC	Invoice: 62782 GHD, INC.	136.00	136.00
5/9/16	28181	2020SC	Invoice: 80670	1,989.00	

SOLANO COUNTY WATER AGENCY
Cash Disbursements Journal
For the Period From May 1, 2016 to May 31, 2016

Filter Criteria includes: Report order is by Check Number. Report is printed in Detail Format.

Date	Check #	Account ID	Line Description	Debit Amount	Credit Amount
		1020SC	HERUM \ CRABTREE \ SUNTAG		1,989.00
5/9/16	28182	2020SC	Invoice: 1X115430	129.23	
		1020SC	HORIZON DISTRIBUTORS, INC.		129.23
5/9/16	28183	2020SC	Invoice: 72775	1,428.21	
		2020SC	Invoice: 72773	2,500.00	
		2020SC	Invoice: 72772	3,743.75	
		1020SC	INTEGRATED ENVIRONMENTAL RESTORATION		7,671.96
5/9/16	28184	2020SC	Invoice: 485773	112.00	
		1020SC	M&M SANITARY LLC		112.00
5/9/16	28185	2020SC	Invoice: 0172046	619.50	
		2020SC	Invoice: 0172126	114.63	
		1020SC	PETRILLO'S TIRE AND AUTO SERVICE		734.13
5/9/16	28186	2020SC	Invoice: 5510	733.34	
		1020SC	RED BARN EQUIPMENT SALES, INC.		733.34
5/13/1	28186V	2020SC	Invoice: 5510		733.34
		1020SC	RED BARN EQUIPMENT SALES, INC.	733.34	
5/9/16	28187	2020SC	Invoice: 0430160228	3,217.50	
		1020SC	SHANDAM CONSULTING		3,217.50
5/9/16	28188	2020SC	Invoice: C903141-541	2,167.11	
		1020SC	SHARP ELECTRONICS CORPRATION		2,167.11
5/9/16	28189	2020SC	Invoice: APRIL 2016	280.00	
		1020SC	ROBERT SMITH		280.00
5/9/16	28190	2020SC	Invoice: 44383	115.83	
		2020SC	Invoice: 44448	215.08	
		2020SC	Invoice: 44472	41.71	
		2020SC	Invoice: 44522	10.84	
		1020SC	SUISUN VALLEY FRUIT GROWERS AS		383.46
5/9/16	28191	2020SC	Invoice: 600575	9,396.33	
		2020SC	Invoice: 600417	9,727.98	
		2020SC	Invoice: 600243	8,944.53	
		2020SC	Invoice: 601166	2,503.80	
		2020SC	Invoice: 601011	1,647.85	
		1020SC	SYAR INDUSTRIES, INC		32,220.49
5/9/16	28192	2020SC	Invoice: 20902-35	5,068.18	
		1020SC	THE REGENTS OF THE UNIVERSITY OF CA		5,068.18
5/9/16	28193	2020SC	Invoice: 32641	200.00	
		1020SC	VISION TECHNOLOGY SOLUTIONS, LLC DBC		200.00
5/9/16	28194	2020SC	Invoice: 6002	7,200.00	
		1020SC	ZUNZUN		7,200.00
5/18/1	28196	2020SC	Invoice: 0411172	1,203.45	
		1020SC	ACWA JOINT POWERS INSURANCE AUTHORITY		1,203.45
5/18/1	28197	2020SC	Invoice: 1604079	62.55	
		1020SC	AD SPECIAL T'S		62.55
5/18/1	28198	2020SC	Invoice: 2221	2,218.75	
		1020SC	AG INNOVATIONS		2,218.75
5/18/1	28199	2020SC	Invoice: 9000597	97.82	
		1020SC	ARAMARK REFRESHMENT SERVICES		97.82
5/18/1	28200	2020SC	Invoice: 14316	303.96	
		1020SC	BIASI'S AUTO REPAIR		303.96
5/18/1	28201	2020SC	Invoice: 16702	607.96	
		1020SC	CENTRAL VALLEY EQUIPMENT REPAIR		607.96
5/18/1	28202	2020SC	Invoice: 17250905-1	192.64	
		1020SC	EXPRESS EMPLOYEMENT PROFESSIONALS		192.64
5/18/1	28203	2020SC	Invoice: 3972	14,536.35	

SOLANO COUNTY WATER AGENCY
Cash Disbursements Journal
For the Period From May 1, 2016 to May 31, 2016

Filter Criteria includes: Report order is by Check Number. Report is printed in Detail Format.

Date	Check #	Account ID	Line Description	Debit Amount	Credit Amount
		1020SC	EYASCO, INC.		14,536.35
5/18/1	28204	2020SC	Invoice: 63444	2,790.00	
		1020SC	GHD, INC.		2,790.00
5/18/1	28205	2020SC	Invoice: 1010084	65.73	
		2020SC	Invoice: 3021017	114.14	
		2020SC	Invoice: 3021016	58.19	
		2020SC	Invoice: 7021727	94.29	
		2020SC	Invoice: 9012778	32.34	
		2020SC	Invoice: 9012777	196.60	
		2020SC	Invoice: 4575456	28.02	
		1020SC	HOME DEPOT CREDIT SERVICE		589.31
5/18/1	28206	2020SC	Invoice: MARCH - APRIL 2016	251.53	
		1020SC	IAN BAKER		251.53
5/18/1	28207	2020SC	Invoice: CL19146	741.78	
		1020SC	INTERSTATE OIL COMPANY		741.78
5/18/1	28208	2020SC	Invoice: 228010	54.85	
		1020SC	J & W LAWN & GARDEN EQUIPMENT, INC.		54.85
5/18/1	28209	2020SC	Invoice: 140698	499.00	
		1020SC	MSDSOONLINE, INC		499.00
5/18/1	28210	2020SC	Invoice: 61886	9,223.17	
		1020SC	NORMANDEAU ASSOCIATES, INC.		9,223.17
5/18/1	28211	2020SC	Invoice: 41960	248.24	
		1020SC	QUILL CORPORATION		248.24
5/18/1	28212	2020SC	Invoice: 39463237	136.63	
		1020SC	RECOLOGY VACAVILLE SOLANO		136.63
5/18/1	28213	2020SC	Invoice: 1535652	60.89	
		2020SC	Invoice: 1538234	64.85	
		2020SC	Invoice: 1537228	69.30	
		2020SC	Invoice: 1538719	52.97	
		2020SC	Invoice: 1540085	43.56	
		2020SC	Invoice: 1540084	51.48	
		2020SC	Invoice: 1539626	45.00	
		2020SC	Invoice: 1539620	245.00	
		1020SC	RECOLOGY HAY ROAD		633.05
5/18/1	28214	2020SC	Invoice: 5526	524.08	
		1020SC	RED BARN EQUIPMENT SALES, INC.		524.08
5/18/1	28215	2020U	Invoice: APRIL 2016	370.39	
		1020SC	SOLANO COUNTY FLEET MANAGEMENT		370.39
5/18/1	28216	2020SC	Invoice: 0004430	73.67	
		2020SC	Invoice: 0004429	13,284.95	
		1020SC	SOLANO IRRIGATION DISTRICT		13,358.62
5/18/1	28217	2020SC	Invoice: 13075	1,040.00	
		1020SC	WESTERN WEATHER GROUP		1,040.00
5/18/1	28218	2020SC	Invoice: 9886581	1,623.53	
		1020SC	WILBUR-ELLIS COMPANY		1,623.53
5/18/1	28219	2020SC	Invoice: 1.1.16 - 3.31.16	12,003.18	
		1020SC	YOLO COUNTY RCD		12,003.18
5/18/1	28220	2020SC	Invoice: MAY 2016 BOARD MEET	132.40	
		1020SC	ELIZABETH PATTERSON		132.40
5/18/1	28221	2020SC	Invoice: EXEC MEET MAY 2016	100.00	
		2020SC	Invoice: MAY 2016 BOARD MEET	112.96	
		1020SC	JACK BATCHELOR		212.96
5/18/1	28222	2020SC	Invoice: MAY 2016 BOARD MEET	100.00	
		1020SC	DALE CROSSLEY		100.00
5/18/1	28223	2020SC	Invoice: MAY 2016 BOARD MEET	100.00	
		1020SC	LINDA SEIFERT		100.00

SOLANO COUNTY WATER AGENCY
Cash Disbursements Journal
For the Period From May 1, 2016 to May 31, 2016

Filter Criteria includes: Report order is by Check Number. Report is printed in Detail Format.

Date	Check #	Account ID	Line Description	Debit Amount	Credit Amount
5/18/1	28224	2020SC 2020SC 1020SC	Invoice: EXEC MEET MAY 2016 Invoice: MAY 2016 BOARD MEET JAMES SPERING	100.00 100.00	200.00
5/18/1	28225	2020SC 1020SC	Invoice: MAY 2016 BOARD MEET JOHN VASQUEZ	100.00	100.00
5/18/1	28226	2020SC 2020SC 1020SC	Invoice: EXEC MEET MAY 2016 Invoice: MAY 2016 BOARD MEET JOHN D. KLUGE	100.00 100.00	200.00
5/24/1	28227	2020SC 1020SC	Invoice: PETERSON RANCH MITIG SOLANO LAND TRUST	10,000.00	10,000.00
5/25/1	28228	2020SC 1020SC	Invoice: PERMIT CENTRAL VALLEY REGIONAL WATER QUALITY	200.00	200.00
5/25/1	28229	2020SC 1020SC	Invoice: RETENTION PAYMENT 10 ANDERSON PACIFIC ENGINEERING, CO.	67,517.77	67,517.77
5/25/1	28230	2020SC 2020SC 1020SC	Invoice: 8075604 Invoice: 8075605 AT&T	188.07 242.85	430.92
5/25/1	28231	2020SC 1020SC	Invoice: E1304701S BSK ASSOCIATES	264.25	264.25
5/25/1	28232	2020SC 1020SC	Invoice: G1-2016-207 CALIFORNIA URBAN WATER	8,006.00	8,006.00
5/25/1	28233	2020SC 1020SC	Invoice: B50067.00-09 ERLER & KALINOWSKI	4,452.42	4,452.42
5/25/1	28234	2020SC 1020SC	Invoice: 17285633-8 EXPRESS EMPLOYEMENT PROFESSIONALS	192.64	192.64
5/25/1	28235	2020SC 1020SC	Invoice: 63485 GHD, INC.	7,763.29	7,763.29
5/25/1	28236	2020SC 1020SC	Invoice: 1X115405 HORIZON DISTRIBUTORS, INC.	54.64	54.64
5/25/1	28237	2020SC 1020SC	Invoice: 160853 INSTITUTE FOR ENVIRONMENTAL HEALTH, INC	760.00	760.00
5/25/1	28238	2020SC 1020SC	Invoice: 104126 POWERCET CORPORATION	2,626.69	2,626.69
5/25/1	28239	2020SC 2020SC 1020SC	Invoice: 5701052 Invoice: 5656937 QUILL CORPORATION	18.71 181.06	199.77
5/25/1	28240	2020SC 1020SC	Invoice: 01230 SHELDON	99.00	99.00
5/25/1	28241	2020SC 1020SC	Invoice: 0004432 SOLANO IRRIGATION DISTRICT	112,385.40	112,385.40
5/25/1	28242	2020SC 1020SC	Invoice: 6003 ZUNZUN	5,750.00	5,750.00
5/25/1	28243	2020SC 1020SC	Invoice: INV352375 CPS HR CONSULTING	4,250.00	4,250.00
5/25/1	28244	2020SC 1020SC	Invoice: JODY MCINNIS TURF REPLACEMENT REBATE	1,000.00	1,000.00
5/25/1	28245	2020SC 1020SC	Invoice: ROBERT LEVINE TURF REPLACEMENT REBATE	585.00	585.00
5/25/1	28246	2020SC 1020SC	Invoice: LORRAINE GARDNER TURF REPLACEMENT REBATE	1,000.00	1,000.00
5/25/1	28247	2020SC 1020SC	Invoice: VIET QUOC TRAN TURF REPLACEMENT REBATE	984.00	984.00

SOLANO COUNTY WATER AGENCY
Cash Disbursements Journal
For the Period From May 1, 2016 to May 31, 2016

Filter Criteria includes: Report order is by Check Number. Report is printed in Detail Format.

Date	Check #	Account ID	Line Description	Debit Amount	Credit Amount
5/25/1	28248	2020SC 1020SC	Invoice: RAY MYERS TURF REPLACEMENT REBATE	876.00	876.00
5/25/1	28249	2020SC 1020SC	Invoice: KAREN KINDIG TURF REPLACEMENT REBATE	1,000.00	1,000.00
5/25/1	28250	2020SC 1020SC	Invoice: JULIE BATSEL TURF REPLACEMENT REBATE	819.00	819.00
5/25/1	28251	2020SC 1020SC	Invoice: DIANE HUME TURF REPLACEMENT REBATE	1,000.00	1,000.00
5/25/1	28252	2020SC 1020SC	Invoice: ED BROWN TURF REPLACEMENT REBATE	279.00	279.00
5/25/1	28253	2020SC 1020SC	Invoice: ROBERT KAUFMAN TURF REPLACEMENT REBATE	567.00	567.00
5/25/1	28254	2020SC 1020SC	Invoice: NANCY MAUL TURF REPLACEMENT REBATE	686.00	686.00
5/25/1	28255	2020SC 1020SC	Invoice: JEFFERY MARTIN TURF REPLACEMENT REBATE	1,000.00	1,000.00
5/25/1	28256	2020SC 1020SC	Invoice: MICHAEL BOSWELL TURF REPLACEMENT REBATE	574.00	574.00
5/25/1	28257	2020SC 1020SC	Invoice: BARBARA SHANE TURF REPLACEMENT REBATE	243.00	243.00
5/26/1	28258	2020SC 1020SC	Invoice: MAY 2016 CLEAN TECH ADVOCATES	8,400.00	8,400.00
5/25/1	CUETARA APR 2016	6144SC 6144SC 6144SC 6310AC 6144SC 6310AC 1020SC	GONE FISHING MARINE - SUPPLIES LOWES - SUPPLIES LOWES - SUPPLIES LEISURE TOWN - FUEL LOWES - SUPPLIES DIXON 76 - FUEL BANK OF THE WEST	174.33 54.90 34.37 86.03 96.70 80.82	527.15
5/2/16	EFT	2020SC 1020SC	Invoice: MAY HEALTH 2016 CALPERS	14,297.15	14,297.15
5/9/16	EFT	2020SC 1020SC	Invoice: 47378401 CHEVRON AND TEXACO	260.87	260.87
5/7/16	EFT	2024AC 6012AC 1020SC	EMPLOYEE LIABILITIES - 5.7.16 EMPLOYER LIABILITIES - 5.7.16 PAYROLL TAXES	11,313.07 2,277.10	13,590.17
5/11/1	EFT	2020SC 1020SC	Invoice: SIP PPE 5.7.16 CALPERS	3,391.46	3,391.46
5/11/1	EFT	2020SC 1020SC	Invoice: PPE 5.7.16 CALPERS	7,962.26	7,962.26
5/11/1	EFT	2020SC 1020SC	Invoice: PEPRA PPE 5.7.16 CALPERS	360.11	360.11
5/13/1	EFT	2020SC 1020SC	Invoice: 2016051001 PAYCHEX, INC.	193.05	193.05
5/13/1	EFT	6040AC 6111AC 1020SC	EMPLOYEE HANDBOOK FSA ADMIN FEES - MAY PAYCHEX, INC.	70.12 106.75	176.87
5/18/1	EFT	2020SC 1020SC	Invoice: 9764489510 VERIZON WIRELESS	2,441.85	2,441.85
5/21/1	EFT	2024AC 6012AC 1020SC	EMPLOYEE LIABILITIES - 5.21.16 EMPLOYER LIABILITIES - 5.21.16 PAYROLL TAXES	11,521.26 2,336.88	13,858.14
5/26/1	EFT	2020SC	Invoice: PPE 5.21.16	7,900.98	

SOLANO COUNTY WATER AGENCY
Cash Disbursements Journal
For the Period From May 1, 2016 to May 31, 2016

Filter Criteria includes: Report order is by Check Number. Report is printed in Detail Format.

Date	Check #	Account ID	Line Description	Debit Amount	Credit Amount
		1020SC	CALPERS		7,900.98
5/26/1	EFT	2020SC	Invoice: PEPPRA PPE 5.21.16	360.11	
		1020SC	CALPERS		360.11
5/26/1	EFT	2020SC	Invoice: SIP PPE 5.21.16	3,414.53	
		1020SC	CALPERS		3,414.53
5/27/1	EFT	2020SC	Invoice: 2016052501	208.35	
		1020SC	PAYCHEX, INC.		208.35
5/31/1	EFT	2020SC	Invoice: 04/11/16 - 05/10/16	1,001.52	
		1020SC	PACIFIC GAS & ELECTRIC CO,		1,001.52
5/25/1	FLORENDO APR 2016	6551AC	PAYPAL - SACRAMENTO RIVER WATERSHED PROGRAM	185.00	
		6330AC	UCD TAPS DAVIS - PARKING	9.00	
		1020SC	BANK OF THE WEST		194.00
5/25/1	FOWLER APR 2016	6199SC	AMAZON.COM - MEMORY CARDS	64.72	
		6199SC	AMAZON MKTPLACE - MEMORY CARD HOLDER	2.78	
		6199SC	AMAZON MKTPLACE - TRAIL CAMERAS	210.63	
		6041AC	AMAZON MKTPLACE - IPHONE CASE AND SCREEN PROTECTOR	30.71	
		2025SC	ACCRUED SALES TAX - AMAZON MKTPLACE		0.20
		2025SC	ACCRUED SALES TAX - AMAZON MKTPLACE		15.38
		1020SC	BANK OF THE WEST		293.26
5/25/1	JONES APR 2016	6130SC	MEEK BLDG CTR - SUPPLIES	165.53	
		6130SC	ZTERS INC HOUSTON - PORTABLE TOILET	216.97	
		6183SC	AMAZON.COM - SUPPLIES	74.27	
		6199SC	BERRYESSA SPORTING GOOD - PROPANE	66.00	
		6199SC	WAL-MART - SUPPLIES	10.82	
		6195SC	ZTERS INC HOUSTON - PORTABLE TOILET	216.96	
		1020SC	BANK OF THE WEST		750.55
5/25/1	LEE APR 2016	6112AC	DNH GODADDY.COM - SCWA DOMAIN TRANSFER	50.85	
		6330AC	HERTZ RENT-A-CAR - RENTAL CAR	43.82	
		6330AC	RAMADO MAINGATE AT THE ANAHEIM - HOTEL STAY	303.02	
		6330AC	SMF PARKING SACRAMENT	41.00	
		6040AC	CBI PARALLELS	49.99	
		6410AC	MICROSOFT STORE - PARALLELS	149.99	
		6410AC	MICROSOFT STORE - MICROSOFT OFFICE	149.99	
		6410AC	MICROSOFT STORE - MICROSOFT OFFICE	109.99	
		6410AC	MICROSOFT STORE - MICROSOFT OFFICE	109.99	
		6410AC	MICROSOFT STORE - MICROSOFT OFFICE	109.99	
		6410AC	ADOBE CREATIVE CLOUD - CREATIVE CLOUD MEMBERSHIP	49.99	
		1020SC	BANK OF THE WEST		1,168.62
5/25/1	MAROVICH APR 2016	6183SC	ROY COWAN RECYCLING SACRAMENTO - SUPPLIES	324.00	
		1020SC	BANK OF THE WEST		324.00
5/25/1	PATE APR 2016	6330AC	UCD TAPS DAVIS CA - PARKING	9.00	
		6330AC	CITYOFSAC PARKING	10.50	
		6330AC	LAKE NATOMA INN FOLSOM - CWEMF CONFERENCE	214.28	
		6040AC	SAMUEL HORNE'S TAV FOLSOM - DINNER	18.47	
		6330AC	CITYOFSAC PARKING	6.00	
		6040AC	PIZZERIA CLASSICO FOLSOM - DINNER	15.00	
		6330AC	LAKE NATOMA INN FOLSOM - IEP CONFERENCE	107.14	
		6040AC	SAMUEL HORNE'S TAV FOLSOM - DINNER	16.64	
		6330AC	BEST WESTERN SUTTER HO - SWC MEETING	109.45	
		6040AC	PIZZERIA CLASSICO FOLSOM - DINNER	17.52	
		6360AC	PAYPAL OPENCALIFORNIA - WATER 2016 CONFERENCE	119.00	
		1020SC	BANK OF THE WEST		643.00
5/25/1	PHILLIPS APR 2016	6040AC	IN REMOTELINK - WATER CONSERVATION	6.71	
		6040AC	NAPOLI PIZZERIA - ADVISORY COMMISSION	97.69	
		6040AC	STAMP X PRESS - SUPPLIES	44.12	
		6040AC	IN REMOTELINK - WATER CONSERVATION	3.45	

SOLANO COUNTY WATER AGENCY
Cash Disbursements Journal
For the Period From May 1, 2016 to May 31, 2016

Filter Criteria includes: Report order is by Check Number. Report is printed in Detail Format.

Date	Check #	Account ID	Line Description	Debit Amount	Credit Amount
		6040AC	IN REMOTELINK - WATER CONSERVATION	9.03	
		6040AC	IN REMOTELINK - WESTSIDE IRWMP	12.37	
		6040AC	MOSTER.COM - JOB ADVERTISEMENT	328.00	
		6040AC	IN REMOTELINK - WATER CONSERVATION	34.76	
		6040AC	BANK INTEREST CHARGE	5.84	
		6040AC	NAPOLI PIZZERIA - BOARD MEETING PIZZA	38.18	
		6041AC	AMAZON.COM - COMPUTER BATTERY	73.11	
		6041AC	AMAZON.COM - COMPUTER BATTERY	73.11	
		1020SC	BANK OF THE WEST		726.37
5/25/1	RABIDOUX APR 2016	6040AC	LAKE BERRYESSA BOA NAPA - DEPOSIT FOR BOAT TOUR	315.00	
		6230SC	LOWES - SUPPLIES	8.61	
		6166SC	CORPORATE SHIRTS DIRECT - LB INTERN SHIRTS	548.39	
		6166SC	CORPORATE SHIRTS DIRECT - LB INTERN SHIRTS	57.96	
		1020SC	BANK OF THE WEST		929.96
5/25/1	SNYDER APR 2016	6041AC	PAYPAL STEVENINFAN - USB POWER CHARGER	7.99	
		6300AC	AGILIS LINKUP MOTOSFTY - VEHICLE TRACKING	91.96	
		6040AC	SAFEWAY STORE - COOKIES	6.00	
		6310AC	CHEVRON - FUEL	17.09	
		6230SC	PISANT'S AUTO - SUPPLIES	26.72	
		6040AC	APL ITUNES - THEODOLITE	0.73	
		1020SC	BANK OF THE WEST		150.49
5/25/1	WILLINGMYRE APR 2016	6040AC	PURE GRAIN BAKERY - WATER CONSERVATION SANDWICHES	47.44	
		6210AC	PAYPAL SACRAMENTO - CA WATER POLICY CONFERENCE, ELIZABETH PATTERSON	474.00	
		6040AC	SAFEWAY STORE - BOARD COOKIES	10.07	
		6040AC	PURE GRAIN BAKERY - BOARD SANDWICHES	50.03	
		6040AC	NAPOLI PIZZERIA - BOARD PIZZA	74.05	
		6040AC	SYMPPLICITY - JOB ADVERTISEMENT	220.00	
		6040AC	BROWN AND CALDWELL - JOB ADVERTISEMENT	200.00	
		6040AC	NAPOLI PIZZERIA - INTERN TRAINING	179.00	
		6040AC	CRAIGSLIST.ORG - JOB ADVERTISEMENT	35.00	
		6040AC	CRAIGSLIST.ORG - JOB ADVERTISEMENT	35.00	
		6040AC	INDEED - JOB ADVERTISEMENT	25.00	
		1020SC	BANK OF THE WEST		1,349.59
Total				1,154,016.79	1,154,016.79

ACTION OF
SOLANO COUNTY WATER AGENCY

DATE: June 9, 2016

SUBJECT: PRE-APPROVAL OF FISCAL YEAR 2016-2017 PAYMENTS

RECOMMENDATIONS:

Authorize payments of the following bills for Fiscal Year 2016-2017 within budget amounts:


- 1. Payroll.
- 2. Water payments to the State of California for the State Water Project.
- 3. Payments to Napa County pursuant to the Napa Make Whole Agreement.
- 4. Payments to the Solano Irrigation District for operations and maintenance of the Solano Project.
- 5. Payments to the Solano County Resource Management Department for labor and equipment charges of Ulati and Green Valley Flood Control projects.
- 6. Payments to consultants and contractors with Board approved contracts.
- 7. Payments to legal counsel.
- 8. Payments to CalPERS for Health Plan payments.

FINANCIAL IMPACT:

None.

BACKGROUND:

Each year we request the Board to authorize payments for items that are based on regular payments schedules and contractual obligations. Payment of these items will not require additional approval by the Board or purchase orders prior to payment. Payments made under this category will be reported to the Board of Directors in arrears.

Recommended: 
Roland Sanford, General Manager

☒ Continued on next page

☐ Approved as Recommended ☐ Other (see below)

Modification to Recommendation and/or other actions:

I, Roland Sanford, General Manager and Secretary to the Solano County Water Agency, do hereby certify that the foregoing action was regularly introduced, passed, and adopted by said Board of Directors at a regular meeting thereof held on June 9, 2016 by the following vote:

Ayes:

Noes:

Abstain:

Absent:

Roland Sanford
General Manager & Secretary to the
Solano County Water Agency

9. Payments to Solano County Fleet Operations for repair and maintenance of Agency vehicles and equipment.
10. Ulati & Green Valley Flood Control Projects costs for purchase, hauling & placement of rock rip rap.
11. Ulati, Green Valley, and Solano Project culvert and pipe purchases.
12. Payments to ACWA-Joint Powers Insurance Authority for workers compensation, liability and property insurance.
13. Lower Putah Creek Coordinating Committee Pre-Approved Expenditures.
14. Agency credit card (currently through Bank of the West) payment when individual charges are all \$500 or under (or pre-approved).
15. Payments for expenses associated with Board approved Grants.
16. Payments to ACWA Services Corp (ASC) for dental premiums.
17. Payments to CalPERS Long Term Care for long term care insurance premiums.
18. Payments for regulatory permits and permit fees for SCWA and LPCCC Projects.
19. Payments for the Turf Replacement Rebate Program.
20. Payments for vehicle repair expenses.
21. Payments to CalPERS for 457 Deferred Compensation Program.
22. Payments to Verizon Wireless for cellular phone service.
23. Payments to AT&T for office telephone and data services
24. Herbicide and Pesticide purchases for Flood Control projects.
25. Payments to laboratories for water quality analysis.
26. Payments to Solano Irrigation District for AG Water Conservation Expenses.
27. Payments to Standard Insurance Company for Short/Long Term Disability.
28. Payments to Staples, Inc. credit card for office supplies when individual charges are \$500 or under (or pre-approved).
29. Payments to Interstate Oil and Chevron credit cards for fuel when individual charges are \$500 or under (or pre-approved).
30. Payments to vendor supply credit accounts for supplies when individual charges are \$500 or under (or pre-approved).
31. Payments to FedEx for shipping when individual charges are \$500 or under (or pre-approved).
32. Payments to Pitney Bowes for postage.
33. Association dues to organizations identified in budget documents.
34. Payments to Vision Internet for website hosting.
35. Payments for software purchases.

ACTION OF
SOLANO COUNTY WATER AGENCY

DATE: June 9, 2016

SUBJECT: SCWA STATEMENT OF INVESTMENT POLICY FOR FISCAL YEAR 2016-2017

RECOMMENDATION:

Approve the following Statement of Investment Policy:

"Funds of the Solano County Water Agency shall only be invested in the State of California's Local Agency Investment Fund (LAIF), the Solano County Investment Pool, California Asset Management Program (CAMP) or Federal Deposit Insurance Corporation (FDIC) insured accounts in a bank or savings and loan association."

FINANCIAL IMPACT:

None

BACKGROUND:

State Law effective January 1, 1996 requires public agencies to annually approve a Statement of Investment Policy at a public meeting. Any changes to the policy must also be considered at a public meeting.

The recommended investment policy simply reflects the current investment policy of the Water Agency whereby all Water Agency funds are invested in the Local Agency Investment Fund (LAIF), the California Asset Management Program (CAMP) and FDIC insured accounts in a bank. Operating funds are held in FDIC insured accounts with Bank of the West. Property tax revenue is wire transferred directly from the County Treasury into the CAMP accounts. Funds are then transferred from the LAIF or CAMP to the Bank of the West bank accounts as needed to fund operating expenses.

Recommended: 
Roland Sanford, General Manager

☐

Approved as
recommended

☐

Other
(see below)

Modification to Recommendation and/or other actions:

I, Roland Sanford, General Manager and Secretary to the Solano County Water Agency, do hereby certify that the foregoing action was regularly introduced, passed, and adopted by said Board of Directors at a regular meeting thereof held on June 9, 2016 by the following vote.

Ayes:

Noes:

Abstain:

Absent:

Roland Sanford
General Manager & Secretary to the
Solano County Water Agency

ACTION OF
SOLANO COUNTY WATER AGENCY

DATE: June 9, 2016

SUBJECT: SET PROP 4 APPROPRIATIONS LIMIT

RECOMMENDATION:

Approve Resolution Number 2016-02 of the Solano County Water Agency establishing the fiscal year 2016-2017 state appropriations limit.


FINANCIAL IMPACT:

None

BACKGROUND:

California's state appropriation limit, originally established by Proposition 4 in 1979, places an "upper bound" each year on the amount of monies that can be spent from state tax proceeds. The original Proposition's intent was to limit the growth of government spending and applies to all local governments including special districts. The state appropriation limit is based on actual appropriations during the base year (1986-87) and increases each year using specified growth factors and calculations provided annually by the California Department of Finance (DOF).

The state appropriation limit for the Solano County Water Agency for fiscal year 2016-2017 is \$14,777,254.

Recommended: 
Roland Sanford, General Manager

☐

Approved as
recommended

☐

Other
(see below)

Modification to Recommendation and/or other actions:

I, Roland Sanford, General Manager and Secretary to the Solano County Water Agency, do hereby certify that the foregoing action was regularly introduced, passed, and adopted by said Board of Directors at a regular meeting thereof held on June 9, 2016 by the following vote.

Ayes:

Noes:

Abstain:

Absent:

Roland Sanford
General Manager & Secretary to the
Solano County Water Agency

RESOLUTION NUMBER 2016-02

**RESOLUTION OF THE SOLANO COUNTY WATER AGENCY
ESTABLISHING FISCAL YEAR 2016-2017 APPROPRIATION LIMIT**

Article XIII-B of the California Constitution requires that each year the governing body of each local jurisdiction shall, by resolution, establish its appropriations limit for the following fiscal year at a regularly scheduled or noticed special meeting; and

The appropriations limit for the Solano County Water Agency for fiscal year 2016-2017 of \$14,777,254 has been calculated based on adjustment factors using rates of change in California Per Capita Income and Solano County Population Growth.

THEREFORE, BE IT RESOLVED that the Board of Directors of the Solano County Water Agency establishes an appropriations limit of \$14,777,254 for the Solano County Water Agency in fiscal year 2016-2017.

I, ROLAND SANFORD, General Manager and Secretary to the Board of Directors of the Solano County Water Agency, do hereby certify that the foregoing resolution was regularly introduced, passed and adopted by said Board of Directors, at a regular meeting thereof held on the 9th day of June 2016, by the following vote:

Ayes:

Noes:

Abstain:

Absent:

Roland Sanford
General Manager & Secretary to the
Solano County Water Agency

**ACTION OF
SOLANO COUNTY WATER AGENCY**

DATE: June 9, 2016

SUBJECT: Amendment to Agreement with DWR for Funding Environmental Analysis, Planning and Design of the North Bay Aqueduct Alternate Intake Project

RECOMMENDATION:

Authorize General Manager to execute Amendment No. 4 to the “Agreement for Funding Among the Department of Water Resources, Solano County Water Agency and Napa County Flood Control and Water Conservation District for the Cost of Environmental Analysis, Planning and Design of the North Bay Aqueduct Alternate Intake Project”, to extend the term of the agreement from June 30, 2016 to December 31, 2018 or the issuance of a Notice of Determination under CEQA, whichever occurs first.


FINANCIAL IMPACT:

None.

BACKGROUND:

On August 14, 2008 the Board authorized an agreement with the Department of Water Resources for funding the environmental review, planning and design of the North Bay Aqueduct Alternate Intake Project (Project). This planning phase of the project is estimated to cost \$9,000,000, a portion of which – \$4,300,000 – is grant funded, while the balance is to be paid by the Solano County Water Agency and the Napa County Flood Control and Water Conservation District.

The agreement was initially amended to allow multiple payments in increments of \$1,000,000 or greater. A second amendment extended the term of the agreement from December 31, 2013 to December 31, 2014, followed by the third amendment, which extended the term from December 31, 2014 to June 30, 2016. The Project is not progressing as quickly as originally anticipated. Amendment No. 4 extends the term of the agreement from June 30, 2016 to December 31, 2018 or the issuance of a Notice of Determination under CEQA, whichever occurs first.

Recommended: 
Roland A. Sanford, General Manager

☐ Approved as
recommended

☐ Other
(see below)

Modification to Recommendation and/or other actions:

I, Roland A. Sanford, General Manager and Secretary to the Solano County Water Agency, do hereby certify that the foregoing action was regularly introduced, passed, and adopted by said Board of Directors at a regular meeting thereof held on June 9, 2016 by the following vote.

Ayes:

Noes:

Abstain:

Absent:

Roland A. Sanford
General Manager & Secretary to the
Solano County Water Agency

State of California
The Natural Resources Agency
DEPARTMENT OF WATER RESOURCES

AMENDMENT NO. 4 TO
AGREEMENT FOR FUNDING AMONG
THE DEPARTMENT OF WATER RESOURCES,
SOLANO COUNTY WATER AGENCY AND
NAPA COUNTY FLOOD CONTROL AND WATER CONSERVATION DISTRICT
FOR THE COSTS OF ENVIRONMENTAL ANALYSIS, PLANNING AND DESIGN
OF THE NORTH BAY AQUEDUCT
ALTERNATE INTAKE PROJECT

State of California
The Natural Resources Agency
DEPARTMENT OF WATER RESOURCES

AMENDMENT NO. 4 TO
AGREEMENT FOR FUNDING AMONG
THE DEPARTMENT OF WATER RESOURCES,
SOLANO COUNTY WATER AGENCY AND
NAPA COUNTY FLOOD CONTROL AND WATER CONSERVATION DISTRICT
FOR THE COSTS OF ENVIRONMENTAL ANALYSIS, PLANNING AND DESIGN
OF THE NORTH BAY AQUEDUCT
ALTERNATE INTAKE PROJECT

THIS AMENDMENT to the “Agreement for Funding among the Department of Water Resources, Solano County Water Agency and Napa County Flood Control and Water Conservation District for the Costs of Environmental Analysis, Planning and Design of the North Bay Aqueduct Alternate Intake Project” is made this _____ day of _____, 20_____, pursuant to the provisions of all applicable laws of the State of California, among the Department of Water Resources (DWR) of the State of California, Solano County Water Agency, (SCWA), and Napa County Flood Control and Water Conservation District (Napa). DWR, SCWA, and Napa may be referred to individually as “Party” or collectively as “Parties.”

RECITALS

- A. SCWA and Napa receive State Water Project (SWP) water from the North Bay Aqueduct under their Water Supply Contracts with DWR.
- B. Water for the North Bay Aqueduct is diverted from the Sacramento-San Joaquin Delta at Barker Slough.
- C. Barker Slough is an area where diminished water quality, maintenance problems, and other issues have prompted SCWA and Napa to request DWR to initiate a program for development of an alternate intake at a different location for the North Bay Aqueduct.
- D. SCWA produced a feasibility study that identified several possible alternate diversion points and pipeline alignments. All of the identified alternate intake points lie along the Sacramento River or its tributaries within the statutorily-defined Sacramento-San Joaquin Delta.
- E. The Parties have executed "Agreement for Funding among the Department of Water Resources, Solano County Water Agency, and Napa County Flood Control and Water Conservation District for the Costs of Environmental Analysis, Planning and Design of the North Bay Aqueduct Alternate Intake Project." Said Agreement has been amended three times prior to this amendment.

- F. Alternate Intake Project. The environmental analysis and preliminary design work is expected to be complete by December 31, 2018.
- G. The Parties wish to amend the Agreement to extend the term through December 2018.
- H. This Amendment extends the term of the financial arrangement between the Parties. The Agreement addresses funding for preliminary project development and environmental analysis.

AGREEMENT

DWR, SCWA and Napa agree to this third amendment of the “Agreement for Funding among DWR, SCWA, and Napa for the Costs of Environmental Analysis, Planning and Design of the North Bay Aqueduct Alternate Intake Project” as follows:

1. Section 3 of the Agreement is amended to read:

This Agreement will become effective upon execution by DWR and one contractor. The first to sign (First Contractor) will assume the advance funding obligations of both contractors under this Agreement. If the Second Contractor later executes this agreement and the First Contractor remains a party to the Agreement, the Second Contractor shall pay the First Contractor directly for the financial obligations First Contractor has incurred on Second Contractor’s behalf according to the Cost Sharing Split consistent with Section 9 of this Agreement. This Agreement will terminate on whichever occurs first: (a) December 31, 2018; (b) upon issuance of the Notice of Determination in accordance with the Public Resources Code; (c) or as provided in Section 12, with ninety (90) days written notice from any party to the other parties. Any financial obligations of the Parties under this Agreement incurred prior to the date of termination shall continue after termination.
2. The first paragraph of Section 8 of the Agreement is amended to read:

Section 8 a. provides a list of estimated Project costs for environmental

work leading up to the filing of a Notice of Determination anticipated in 2018. Section 8 b. provides the total estimated cost of the North Bay Aqueduct Alternate Intake Facility. These are best estimates as of the Agreement's execution date and the actual billings to SCWA and Napa may differ from these estimates.

3. All other terms and conditions of the Agreement shall remain in full force and effect.

IN WITNESS WHEREOF, the Parties hereto, by their authorized representatives, have executed this Agreement on the last date set forth below.

Approved as to Legal Form
and Sufficiency

State of California
Department of Water Resources

Chief Counsel
Department of Water Resources

Director

Date _____

Date _____

SOLANO COUNTY WATER AGENCY

NAPA COUNTY FLOOD CONTROL
AND WATER CONSERVATION DISTRICT

Name

Name

Title

Title

Date _____

Date _____

Amendment 4 to Agreement for Funding among
DWR, SCWA, & Napa for Costs of Environmental
Analysis, Planning, and Design of the
North Bay Aqueduct Alternate Intake Project

AGlasgow:

S:\Program Control\NBAAI\NBA Intake Amd 4\Amd No.4 to NBAAI Funding AgreementDRAFT.docx

CCTS: 3396

**State of California
The Resources Agency
Department of Water Resources**

**Agreement for Funding Among
The Department of Water Resources,
Solano County Water Agency and
Napa County Flood Control and Water Conservation District
For the Costs of Environmental Analysis, Planning and Design of the
North Bay Aqueduct Alternative Intake Project**

THIS AGREEMENT is made and entered into on October 1, 2008, pursuant to the provisions of all applicable laws of the State of California, among the State of California, acting by and through its Department of Water Resources, (DWR), Solano County Water Agency, (SCWA), and Napa County Flood Control and Water Conservation District (Napa). DWR, SCWA and Napa may be referred to individually as "Party" or collectively as "Parties."

Recitals

- A. SCWA and Napa receive State Water Project (SWP) water from the North Bay Aqueduct under their Water Supply Contracts.
- B. Water for the North Bay Aqueduct is diverted from the Sacramento- San Joaquin Delta at Barker Slough.
- C. Barker Slough is an area where diminished water quality, maintenance problems and other issues at this intake location have prompted SCWA and Napa to request DWR to initiate a program for development of an alternate intake to the North Bay Aqueduct.
- D. SCWA produced a feasibility study that identified several possible alternate diversion points and pipeline alignments. All of the identified alternate intake points lie along the Sacramento River or its tributaries within the statutorily-defined Sacramento-San Joaquin Delta.
- E. SCWA and Napa have hired an engineering consultant to update the feasibility study to include, among other things, an additional alternative intake location for consideration and to support work to be performed by an environmental consultant.
- F. The Parties desire that DWR be the lead agency of a proposed project under the California Environmental Quality Act (CEQA) for development of an alternative intake at the North Bay Aqueduct and that DWR hire an environmental consultant to do the environmental work and prepare the documentation necessary under CEQA.
- G. DWR is willing to begin the process to initiate a proposed North Bay Aqueduct Alternative Intake Facility, including hiring consultants to prepare environmental documentation and to conduct preliminary design work.

H. It is the Parties' intent that after completing the environmental process, DWR, SCWA and Napa will decide whether to execute amendments to the two agency's long term water supply contracts with DWR to enable DWR to proceed with final design and construction. If constructed, the new facility will become part of the State Water Project. SCWA and Napa will receive water through the new North Bay Aqueduct Alternate Intake Facility and possibly the existing North Bay Aqueduct intake under terms of their Water Supply Contracts.

Agreement

The Parties agree as follows:

1. Definitions

When used in this Agreement, the following terms shall have the meaning as set forth below:

- a. The "Project" means the development of the proposed North Bay Aqueduct Alternate Intake Facility through the point in time where the environmental work leading to a Notice of Determination is completed.
- b. The "RFQ" means the request for qualifications that will result in hiring an environmental consultant for the proposed Project.
- c. The "SWP" means the State Water Project operated by DWR. The SWP is also known as the State Water Facilities, as defined in California Water Code section 12934(d).
- d. The "Water Supply Contract" means the long-term water supply contract between SCWA and DWR and between Napa and DWR.

NBA Alternate Intake Funding Agreement

e. The “Cost Sharing Split” means the sharing of all costs incurred by DWR to advance the Project on a cost sharing arrangement of sixty-nine (69) percent paid by SCWA and thirty-one (31) percent paid by Napa. These percentages reflect the estimated future share of facilities should the facilities be sized to include SCWA’s non-State Water Project water rights.

f. The “North Bay Aqueduct Alternate Intake Facility” means the fully designed, constructed and operational intake and pipeline system that is developed after the Notice of Determination is filed for the Project.

2. Purpose of the Agreement

The purpose of this agreement is to establish the terms and conditions under which:

- (a) the Parties will cooperate in Project planning, preliminary design, and environmental analysis and review; and
- (b) SCWA and Napa will provide advance funding to enable DWR to proceed with the Project planning, preliminary design and environmental analysis and review.

3. Term

This agreement will become effective upon execution by DWR and one contractor. The first contractor to sign (First Contractor) will assume the advance funding obligations of both contractors under this agreement. If the Second Contractor later executes this agreement and First Contractor remains a party to the Agreement, the Second Contractor shall pay First Contractor directly for the financial obligations First Contractor has incurred on Second Contractor’s behalf according to the Cost Sharing Split consistent with Section 9 of this Agreement. This Agreement will terminate on December 31, 2012, upon issuance of the Notice of Determination in accordance with the Public Resources

Code or as provided in Section 12 below, with ninety (90) days written notice from any party to the other parties, whichever occurs first. Any financial obligations of the Parties under this Agreement incurred prior to the date of termination shall continue after termination.

4. DWR Responsibilities

DWR shall do the following:

- a. Serve as program and project manager
- b. Manage, assist, and approve any and all environmental work conducted by consultants or the Parties.
- c. Serve as the CEQA Lead Agency for the Project.
- d. Prepare, in accordance with the DWR's architectural and engineering contract process, an RFQ and carry out a process for hiring a consultant to advance the Project in accordance with this Agreement. This process includes: advertise, analyze statements of qualifications, conduct interviews, evaluate proposals, select a candidate, negotiate costs, and prepare and execute a contract with the selected environmental consultant to prepare the environmental documents described in a Scope of Work document.
- e. Draft and finalize a Scope of Work that describes, in general terms, tasks and environmental documents to be completed by the environmental consultant for the Project. Specific work will also be assigned to the consultant through task orders developed by DWR and as required for the Project. DWR shall prepare a draft Scope of Work and provide it to SCWA and Napa for their review and comment. Napa and SCWA shall return the draft Scope of Work to DWR within two weeks of receiving

NBA Alternate Intake Funding Agreement

- it. DWR shall consider comments provided by SCWA and Napa as it finalizes the document.
- f. Secure entry permits and rights-of-way necessary for the Project.
- g. Coordinate with Federal agencies to arrange compliance with the National Environmental Policy Act, the Federal Endangered Species Act, and other relevant laws.

5. SCWA Responsibilities

SCWA shall do the following:

- a. Assist in obtaining right of entry permits or other permits and approvals from governmental agencies, if appropriate.
- b. Assist the City of Vallejo in the water rights process required for changing the point of diversion for the City water rights.

6. SCWA and Napa Joint Responsibilities

SCWA and Napa shall do the following:

- a. Participate in the process of hiring the environmental consultant.
- b. Review and comment on all environmental documentation prepared by the environmental consultant by submitting comments to DWR and to the consultant.
- c. Share in the advance payment of costs estimated by DWR in accordance with the Cost Sharing Split.
- d. Review invoices submitted from the environmental consultant.
- e. Assist with responding to comments and organizing and holding scoping sessions, public workshops and hearings as part of the environmental compliance process.

NBA Alternate Intake Funding Agreement

- f. Share available environmental-related information and data with DWR and the consultant.
- g. Any information or comments shared with the environmental consultant must be provided first to DWR.
- h. Assist as requested in the development and review of task orders for work by the environmental consultant.
- i. Assist in the water rights process required for adding a point of diversion and redirection of water under DWR's water rights for the places of use in Solano and Napa Counties.
- j. Assist in analyzing the potential growth inducing impacts of the Project, including documentation to explain any proposed increase in the rate and quantity of water diversions.
- k. Provide any other assistance that DWR reasonably requests.

7. Coordination Among SCWA, DWR, and Napa

- a. DWR will coordinate with SCWA and Napa on activities related to the Project.
- b. After consultation with SCWA and Napa, DWR will select the environmental consultant.
- c. The Parties will meet regularly to discuss the progress of the Project. These meetings, either in person or by telephone conference, will occur approximately monthly or at times when the Parties otherwise agree to meet.
- d. The Parties will reasonably cooperate with each other, including the execution of all necessary documents and providing assistance in obtaining approvals and permits

from regulatory agencies required to perform the obligations under this Agreement and to carry out the purpose and intent of this Agreement.

e. The Parties will share comments on drafts of environmental documents.

8. Estimated Project and North Bay Aqueduct Alternate Intake Facility Costs and Financing

Section 8 a. provides a list of estimated Project costs for environmental work leading up to the filing of a Notice of Determination anticipated in May 2012. Section 8 b. provides the total estimated cost of the North Bay Aqueduct Alternate Intake Facility. These are best estimates as of this Agreement's execution date and the actual billings to SCWA and Napa may differ from these estimates.

a. Work leading to filing of Notice of Determination

Project Work Item	Estimated Project Costs
State Water Project Analysis Office - Project oversight	\$240,000
Division of Engineering (A & E Contract - RFQ process)	\$18,000
Division of Engineering (Right of Way - Entry permits/Property management)	\$1,770,000
Division of Engineering - Design (Civil, Mechanical, Electrical, Geology)	\$533,000
Division of Environmental Services - Environmental Oversight	1,900,000
Environmental Consultant	\$4,500,000
TOTAL	\$8,961,000

b. If SCWA and Napa request DWR to construct the North Bay Aqueduct Alternate Intake Facility after filing of the Notice of Determination, it is anticipated that the North Bay

NBA Alternate Intake Funding Agreement

Aqueduct Alternate Intake Facility will be completed in May of 2015. Total North Bay Aqueduct Alternate Intake Facility costs are estimated to be \$400 million. This estimate includes the cost of design and construction inspection (assumed to be 25 percent of total contractor payments after inflating construction costs with a 25 percent contingency) and construction of equipment, pipeline, pump station and intake structure contracts, purchase of mitigation property and purchase of easement and/or fee property rights.

c. It is anticipated that DWR will arrange for the sale of Water System Revenue bonds, pursuant to the long term water supply contract, to finance the construction of the North Bay Aqueduct Alternate Intake Project if approval is given and to reimburse SCWA and Napa for their shares of advanced funding provided to DWR to pay for Project costs described in Section 8 (a) above. Bond proceeds will be paid back to the State through an increase in SCWA and Napa's contractor payments under provisions of the Long Term Water Supply Contract.

9. Advanced Funding

- a. The estimated costs DWR expects to incur in calendar year 2008 for Project work is five hundred and fifty thousand dollars (\$550,000). These costs include staff costs, costs for preparing and publicizing a request for qualifications for an environmental consultant, costs for securing entry permits, engineering (civil, mechanical, electrical and geology), environmental oversight and payments to an environmental consultant. DWR shall send an invoice within thirty (30) days after the effective date of this agreement and SCWA and Napa shall each advance to DWR the estimated costs for calendar year 2008 according to the Cost Sharing Split.
- b. Before December 31, 2008, DWR will send to SCWA and Napa an invoice which breaks down the estimated costs for the Project for the period January 1, 2009

NBA Alternate Intake Funding Agreement

through June 30, 2009. By February 1, 2009, SCWA and Napa shall each pay to DWR the estimated costs for this period, according to the Cost Sharing Split, less any unspent funds remaining from the previous calendar year.

- c. Before May 1, 2009, DWR will provide to SCWA and Napa a breakdown of estimated costs for the Project for Fiscal Year 2009-2010 (July 1, 2009 through June 30, 2010) and send an invoice to SCWA and Napa. By August 1, 2009, SCWA and Napa shall each advance to DWR the costs forecasted for the Fiscal Year 2009-2010, less any unspent advanced funds from the previous fiscal year, in accordance with the Cost Sharing Split.
- d. Before May 1 of all future fiscal years during the term of this Agreement, DWR shall send to SCWA and Napa an invoice which breaks down the estimated costs for the Project for the following fiscal year and shall send an invoice to SCWA and Napa. By August 1st of the next fiscal year, SCWA and Napa shall each advance to DWR the costs identified for the next fiscal year, less any unspent advanced funds from the previous fiscal year, in accordance with the Cost Sharing Split.
- e. Should the calendar or fiscal year cost projections made by DWR prove to be insufficient to cover costs, DWR will submit to SCWA and Napa a revised estimate and an invoice for these costs. SCWA and Napa shall each pay the invoice, in accordance with their Cost Sharing Split, within thirty (30) days of receipt.
- f. When the Project is completed, or upon termination of this Agreement, whichever comes first, DWR will prepare a final invoice reflecting any unpaid Project costs and remaining advanced funds. SCWA and Napa shall each pay all outstanding Project costs to DWR, in accordance with their Cost Sharing Split, within sixty (60) calendar

days of receiving the final invoice. DWR shall return any remaining unspent advanced funds to SCWA and Napa within sixty (60) calendar days in accordance with the Cost Sharing Split.

- g. The DWR shall provide quarterly expenditure reports to SCWA and Napa as to the amount of funds collected and expended by DWR during the term of this Agreement.

10. Repayment of Funding

- a. If the new North Bay Aqueduct Alternate Intake Facility is approved for construction, advanced funding provided by SCWA and Napa under this Agreement is intended to be reimbursed to SCWA and Napa equal to the amounts advanced by each of them from proceeds of a Water System Revenue Bond sale, if a bond sale occurs. Such a Revenue Bond sale would also fund further planning, design, and construction. As required under their long term water supply contracts with DWR, SCWA and Napa would each pay an increase in each Party's transportation charge and Water System Revenue Bond Surcharge, reflecting the actual costs of developing, financing, building, and operating the new Facility.
- b. DWR shall not be obligated to reimburse SCWA or Napa for any funds contributed for the Project if the North Bay Aqueduct Alternate Intake Facility is not built.
- c. Grant funding used for the Project, including but not limited to Proposition 84, will not be reimbursed. DWR makes no guarantee that grant funding will be available.

11. Payments, Notices Or Other Communications

- a. All payments, notices, or other communications required under this Agreement will be in writing, and will be deemed to have been duly given upon the date of service, if:
 - (i.) served personally on the Party to whom notice is to be given; (ii.) sent by

NBA Alternate Intake Funding Agreement

electronic mail, and the Party to whom notice is to be given confirms receipt; or (iii.) on the third day after mailing, if mailed to the Party to whom payment, notice or other communication is directed, by first-class mail, postage prepaid, and properly addressed to the designated representative(s) of the Party set forth below.

DWR: Chief of State Water Project Analysis Office

Department of Water Resources
State Water Project Analysis Office
Department of Water Resources
1416 Ninth Street, Room 1620
Post Office Box 942836
Sacramento, California 94236-0001

SCWA: General Manager
Solano County Water Agency
Post Office Box 349
Elmira, California 95625-0349

NAPA: District Engineer
Napa County Flood Control and Water Conservation District
1195 Third Street, Suite 201
Napa, California 94559

b. The time for providing any payments, notices, or other communications specified in this Agreement may be extended within the term of this Agreement with the consent of the Parties, confirmed in writing, without requiring an amendment to this Agreement.

12. **Early Termination**

a. SCWA and/or Napa may terminate this Agreement at any time without cause by providing DWR no less than 90 days written notice of termination. Neither party shall require approval from the other for termination. If both SCWA and Napa terminate, all Parties shall

NBA Alternate Intake Funding Agreement

cease making new commitments for spending on the Project and shall wind down any work then underway in a manner designed to minimize costs. DWR shall pay any outstanding invoices and pay any remaining committed costs of the Project using funds previously advanced by SCWA and Napa. SCWA and/or Napa shall pay DWR for any expenses DWR incurred as a result of binding commitments DWR made in connection with obligations under the Agreement. DWR shall submit documentation of those expenses to SCWA and/or Napa. DWR shall return the balance of any funding advanced, plus interest, less expenses incurred before termination.

b. Should only SCWA or Napa terminate its participation in this Agreement, DWR shall reimburse the terminating Party for any funding it advanced, plus interest at the Pooled Money Investment Account rate then in effect, less its share of expenses incurred or committed prior to the termination. By written agreement, the non-terminating party can assume the other party's obligations under this agreement and continue the Project, as may be modified, with DWR.

13. Amendments

This Agreement may be amended or modified only by a subsequent written agreement approved and executed by the Parties.

14. Binding on Successors and Assignments

This Agreement will bind and inure to the benefit of the respective successors and assigns of the Party, except that, none of the obligations of the Parties set forth in this Agreement will be assigned without the prior, written approval of the other Party, which approval will not unreasonably be withheld.

15. Applicable Law.

This Agreement will be construed under and will be deemed to be governed by the laws of the United States and the State of California.

16. Long Term Water Supply Contracts

Nothing in this contract shall modify the long term water supply contracts among the Parties.

17. Complete Contract.

This Agreement constitutes the sole, final, complete, exclusive and integrated expression and statement of the terms of this Agreement among the Parties concerning the subject matter, and supersedes all prior negotiations, representations or agreement, either oral or written, that may be related to the subject matter of this Agreement, except as to those other agreements that are expressly referred to in this Agreement.


IN WITNESS WHEREOF, the Parties hereto, by their authorized representatives,


have executed this Agreement on the last date set forth below.

8/14/08
Approved as to legal form
and Sufficiency

State of California

DWR of Water Resources


cc 
Chief Counsel
DWR of Water Resources


Director

10/1/08
Date

Solano County Water Agency

Napa County Flood Control
and Water Conservation District


Eddie Woodruff, Chairman
Board of Directors

Brad Wagenknecht, Chairperson
Board of Directors

9/11/08
Date

Date

SOLANO COUNTY WATER AGENCY



MEMORANDUM

Agenda Item No. 8

TO: Board of Directors

FROM: Roland Sanford, General Manager

DATE: June 2, 2016

SUBJECT: June 2016 General Manager's Report

Strategic Plan Update

We are now entering the “home stretch”, with the expectation that a “final draft” Strategic Plan will be available for Board adoption at either the August or September Board meetings. Over the last several months the Board’s Strategic Planning Stakeholder Group, Water Agency staff and consultants have held a series of workshops to develop the attached “Goals and Objectives” documents – the essence of the Strategic Plan - along with the attached draft vision, mission and value statements. In late May the SCWA Advisory Commission, which consists of staff from SCWA’s participating agencies, conducted a technical review of the draft Goals and Objectives document. Preparation of the draft Strategic Plan is underway. Feel free to contact me or Director Kluge, the Strategic Planning Stakeholder Group chairman, if you have any questions or suggestions.

Water Supply Outlook

The water supply outlook remains unchanged from the prior month and is unlikely to change until the next rainy season – the North Bay Aqueduct Table A allocation remains at 75% percent of the full Table A amount, while the Solano Project will once again provide full deliveries.



Time Period Covered: May 2016

**REPORT OF CONSTRUCTION CHANGE ORDERS AND
CONTRACTS APPROVED BY GENERAL MANAGER
UNDER DELEGATED AUTHORITY**

**Construction Contract Change Orders (15% of original project costs
or \$50,000, whichever is less)**

Construction Contracts (\$30,000 and less)

TNT Industrial Contractors – New Slide Gate Installation at Putah Diversion Dam -
\$22,000

Professional Service Agreements (\$30,000 and less)

Putah Creek Council: LPCCC Misc. Projects - \$5,000

Intergrated Environmental Restoration Service: LPCCC Winters Putch Creek Park -
\$20,000

Solano Resource Conservation District – Solano Education Video - \$13,500

Non-Professional Service Agreements (\$30,000 and less)

**Construction contracts resulting from informal bids authorized by SCWA
Ordinance**

Note: Cumulative change orders or amendments resulting in exceeding the dollar limit need Board
approval.

SOLANO COUNTY WATER AGENCY



DRAFT
(04-25-16)

VISION STATEMENT

Solano County Water Agency is a widely respected, innovative leader in California water resource management.

MISSION STATEMENT

Solano County Water Agency exists to ensure sustainable, reliable and high-quality water resources and flood management for the benefit of Solano County.

VALUES STATEMENTS

Our agency is committed to work collaboratively for the benefit of our participating agencies.

The agency will work proactively and ethically to identify and lead in the adaption to opportunities and threats that impact agency resources.

The agency strives to provide excellent service to all stakeholders.

The agency will manage the natural resources with which it is entrusted to sustainably provide water supply and flood management while protecting the environment for future generations.

The agency is dedicated to being a nimble organization by encouraging innovation, creativity and ingenuity when responding to water resource management challenges.

The agency is committed to fostering the trust of all stakeholders through accountability, integrity, transparency and open communication.

The agency's most valuable resource is its people; we are committed to creating and empowering a diverse workforce, treating staff with respect. Empowerment can inspire staff to use their talents and commitment to fulfill the Agency's mission.



**Solano County Water Agency
Strategic Planning Stakeholder Group**

**Draft Goals & Objectives
V11 (05-26-16)**

Goal No.	Objective	Strategy	Draft Goals, Objectives and Strategies	Pri ¹	Time frame ²	LOE ³	Notes/Sources
Theme: Water Supply Management							
1	Optimize the management of the County's current and future water resources⁴ in a sustainable manner.						
	A	Identify current supply and demand requirements - and project future water resources needs.		High	Short	Med	
		1	Compile a County-wide inventory of current supplies and demand.				<ul style="list-style-type: none"> 2015 UWMP – M&I demand/supply Ag Water Management Plan SID - /Maine Prairie/RD 2068
		2	Monitor and assess groundwater conditions.				<ul style="list-style-type: none"> SCWA to continue biannual GW conditions report
		3	Improve understanding of relationship between surface water and ground water.				
		4	Develop a County-wide water balance, synthesizing current supply/demand data.				
		5	Develop supply and demand projections using different assumptions.				<ul style="list-style-type: none"> Conduct a Strengths / Weaknesses / Opportunities / Threats (SWOT) Analysis relative to water resources.

¹ Pri = Priority: Low, Medium, High

² Timeframe = Short Term (1 – 2 years); Medium Term (3 – 5 years); Long Term (5 – 10+ years)

³ LOE = Level of Effort: Low, Medium, High, On-going

⁴ Water resources = surface water, groundwater, stormwater, drainage, recycled water, etc.

Goal No.	Objective	Strategy	Draft Goals, Objectives and Strategies	Pri ¹	Time frame ²	LOE ³	Notes/Sources
	B	Identify water resources integration opportunities and investigate alignment of water sources with appropriate applied water uses.		High	Short	Med	
		1	Identify current opportunities for cost-savings and cost efficiencies in water operations.				
		2	Identify future opportunities for coordinated operations including: <ul style="list-style-type: none"> • Water transfers (also see Goal 2) • Stormwater / Flood Management • Water Reuse / Recycling 				<ul style="list-style-type: none"> • (Ex. Vallejo Permit Water vs. SWP vs. Solano Project vs. GW; Ag vs. M&I)
	C	Evaluate and develop additional water sources as necessary.		High	Short	Med	In response to shortfalls identified in 1.A.7
		1	Determine possible new water sources.				<ul style="list-style-type: none"> • Including transfers and demand reduction • RD2068 conjunctive use
		2	Quantify water source including reliability, needed infrastructure and life-cycle costs.				See 2.E for Infrastructure needs
		3	Analyze and identify locally cost-effective implementation actions.				Advisory Commission to conduct initial screening and evaluation
	D	Develop a SCWA Water Management Plan to ensure a sustainable water supply.		High	Short	Med	
		1	Identify issues to achieve sustainable water supply.				Issues include institutional barriers
		2	Identify critical data gaps from supply and demand projections and water sources.				
		3	Prioritize short-term and long-term implementation actions and Prepare Management Plan.				

Goal No.	Objective	Strategy	Draft Goals, Objectives and Strategies	Pri ¹	Time frame ²	LOE ³	Notes/Sources
		4	Update Management Plan every 5 years.				Management Plan to be developed in advance of UWMP

Goal No.	Objective	Strategy	Draft Goals, Objectives and Strategies	Pri ¹	Time frame ²	LOE ³	Notes/Sources
Theme: Infrastructure							
2	Optimize the use of SCWA managed infrastructure.						
	A	Develop the North Bay Aqueduct Alternate Intake Project (NBA AIP) in coordination with Napa participants.		High	Short to Long	On-going	HIGHEST PRIORITY
		1	Complete Environmental Documents.				CEQA, NEPA
		2	Determine financial implications (capital/O&M) and evaluate the cost effectiveness of the project.				SWP financing
		3	Develop Outreach Plan.				
		4	Advocate for ecosystem-benefit funding; identify and secure funding.				
		5	Complete permitting and implement project.				
	B	Inventory facilities and their operational status.		Med	Med	Low	
		1	Create an inventory of all water related facilities that serve Solano County and include their operational status.				<ul style="list-style-type: none"> Preliminary effort complete through HCP coordination Include capacity availability and limitations SCWA to provide technical assistance to Participating Agencies to prepare inventory and assessment. Work with partner agencies to

Goal No.	Objective	Strategy	Draft Goals, Objectives and Strategies	Pri ¹	Time frame ²	LOE ³	Notes/Sources
							develop integrated GIS mapping of infrastructure including conveyance.
		2	Identify any redundant infrastructure and assess the need for the redundancy.				
		3	Explore alternative beneficial uses of existing infrastructure.				Vallejo Cache Slough Pipeline intertie to NBA
	C	Optimize conveyance capabilities to match current and future needs.		Med	Med	Low	
		1	Determine feasible opportunities to integrate SP/NBA water conveyance.				<ul style="list-style-type: none"> Noonan Reservoir
		2	Determine feasible opportunities to integrate SCWA-managed sources (NBA, Solano Project) with other sources (recycled water, stormwater, drainage and groundwater, et al).				
	D	Optimize the utilization of existing SCWA managed facilities before building new facilities.		Med	Med	Low to Med	
		1	Identify opportunities for coordinated operations including: <ol style="list-style-type: none"> Water conveyance Stormwater/flood management Water reuse/recycling 				<ul style="list-style-type: none"> NBA/PSC Intertie Ulati Project capabilities
	E	Identify and evaluate needs for infrastructure improvement.		Med	Med	Med	
		1	Determine the need for improvements and/or additions to the infrastructure.				<ul style="list-style-type: none"> Using the inventory created in 2.A., and The future projections from

Goal No.	Objective	Strategy	Draft Goals, Objectives and Strategies	Pri ¹	Time frame ²	LOE ³	Notes/Sources
							1.A.2.
		2	Determine project life cycle costs and benefits and prioritize projects based on cost-effectiveness and need.				<p>Priorities depend on results of needs assessment. Factor in:</p> <ul style="list-style-type: none"> • O&M and resiliency • Sustainable budgets • Consider advantages of natural landscape functions • Capital improvement needs (both structural and non-structural.)
		3	Create a 10-year implementation plan for infrastructure improvements based on the priorities				Developed in 2.E.3 to improve infrastructure.
Theme: Water Resource Resiliency ⁵							

⁵ Resiliency: Having the ability and resources in order to withstand stressors (ex. drought)

Goal No.	Objective	Strategy	Draft Goals, Objectives and Strategies	Pri ¹	Time frame ²	LOE ³	Notes/Sources
3	Protect access to reliable water supplies under current and future stressors.						
	A	Promote regional water supply and flood management interests in Yolo Bypass/Cache Slough Complex.		High	On-going	High	
		1	Participate in appropriate forums to the benefit of SCWA and Solano County water users.				Forums include (but are not limited to): <ul style="list-style-type: none"> • North Delta Water Agency • Yolo Bypass/Cache Slough (YBCS) Partnership • USACOE General Reevaluation Report (GRR) • Corridor Management Framework (CMF) • Delta Conservancy • Delta Protection Commission (DPC) • Central Valley Flood Protection Plan Update
		2	Determine strategic issues and priorities and identify needed staffing and resources.				
		3	Update Board as strategies and priorities change.				
	B	Protect water rights and supplies.		High	On-going	High	

Goal No.	Objective	Strategy	Draft Goals, Objectives and Strategies	Pri ¹	Time frame ²	LOE ³	Notes/Sources
		1	Maintain and enhance SWP/NBA Reliability by: a. Continue participation in State Water Project Contractors forums b. Implement the NBA AIP				<ul style="list-style-type: none"> SWP contract renewal in 2035, contract extension currently being negotiated
		2	Protect Solano Project reliability including: a. Complete Solano Project municipal water rights licensing process b. Implement HCP c. Monitor and comply with Putah Creek Accord d. Monitor potential ESA concerns				<ul style="list-style-type: none"> SP Master contract renewal in 2025
		3	Promote protection of North Delta Water Agency contract(s).				One primary contract, MOUs, time limited contracts
		4	Protect Area of Origin (AOO) status.				
		5	Protect other water rights and permit holders.				
	C	Monitor emerging challenges to SCWA water supply reliability and promote advocacy of SCWA interests.		High	On-going	Med to High	<ul style="list-style-type: none"> ESA Regulations Water Quality Regulations Drinking Water Standards Conservation Mandates Public Trust Influences Changing groundwater conditions
	D	Continue participation in the Bay Area and Westside IRWM programs.		Med	On-going	Low	
Theme: Education and Outreach							

Goal No.	Objective	Strategy	Draft Goals, Objectives and Strategies	Pri ¹	Time frame ²	LOE ³	Notes/Sources
4	Provide and maintain communication of SCWA activities and responsibilities.						
	A	Develop an on-going program to keep Board Members informed of SCWA responsibilities as well as regional, state and federal issues impacting SCWA.		High	Short	Low	
		1	Develop and maintain a briefing book for Board members.				
		2	Maintain an electronic resources library.				
		3	Provide links to relevant source information in board agenda packets.				
	B	Evaluate, and where appropriate, coordinate public awareness of county-wide water-related programs.		Med to High	Short to Med	Low to Med	Including Integrated water management, water supply.
		1	Inventory existing SCWA and Participating Agencies outreach programs.				Include big business and ag interests.
		2	Identify additional needs and develop Outreach Plan.				<ul style="list-style-type: none"> Explore the concept of a public "Water Fair." Inform the general public on the need for the NBA AIP
		3	Implement the Outreach Plan to promote the accomplishments of SCWA programs.				<ul style="list-style-type: none"> "Solano Saves Water" brand Putah Creek Accord AOO Settlements
		4	Coordinate water conservation efforts, including rebates and programs.				

Goal No.	Objective	Strategy	Draft Goals, Objectives and Strategies	Pri ¹	Time frame ²	LOE ³	Notes/Sources
	C	Enhance SCWA website.		Low	Med	Low	
		1	Evaluate the need for improvements to the existing SCWA website.				Describe role of SCWA and Participating Agencies in water service.
		2	Implement improvements and maintain website regularly with current up to date information.				<p>Improvements may include:</p> <ul style="list-style-type: none"> • Describe SCWA organization and its role and responsibilities in more detail. • Advocate SCWA policies and priorities. • Ensure easy availability of information: on drought, rebates, flood and connectivity to Participating Agency's resources.
Theme: Data Management							

Goal No.	Objective	Strategy	Draft Goals, Objectives and Strategies	Pri ¹	Time frame ²	LOE ³	Notes/Sources
5	Maintain data that supports effective, efficient water supply and reliability.						
	A	Maintain an integrated water-related data management system.		Med	Long	Med	
		1	Develop data management policies and guidelines.				<ul style="list-style-type: none"> Protocol for maintenance of data. Liability
		2	Provide integrated system in a user-friendly format for use by Participating Agencies (internal) and the public (external) consistent with policies and guidelines.				<ul style="list-style-type: none"> Phase 1 – Data for internal use. Phase 2 – Data for public use.
	B	Evaluate the need for a comprehensive Solano County water-related data management system.		Med	Short	Low to Med	
		1	Advisory Commission to assess the needs for a comprehensive data management system.				<ul style="list-style-type: none"> Expected uses and audience Cost (Developing and maintaining)
		2	Evaluate data sources and need for additional data.				<ul style="list-style-type: none"> Identify critical data gaps Coordinate with Solano Co Phase 1 GW study
		3	Evaluate existing data system and hardware for future needs.				<ul style="list-style-type: none"> Off the shelf vs. custom Capital investments O&M costs Schedule
	C	Continue to compile and report for CASGEM.		Med	On-going	Low	
Theme: Habitat Stewardship							

Goal No.	Objective	Strategy	Draft Goals, Objectives and Strategies	Pri ¹	Time frame ²	LOE ³	Notes/Sources
6	Develop comprehensive approaches to habitat stewardship.						
	A	Implement the HCP by 2018.		High	Short	High	
		1	Release, finalize and adopt all documents.				<ul style="list-style-type: none"> Public draft HCP/EIR/EIS/Federal Registration Participating agency approvals
		2	Identify and provide required SCWA resources for HCP Implementation.				<ul style="list-style-type: none"> Staffing Funding Institutional Legal Permitting
	B	Implement habitat stewardship activities and opportunities.		Med	Short to Long	Low to Med	
		1	Identify current activities and opportunities.				<ul style="list-style-type: none"> Putah Creek. Ulati FC Project Cache Slough Complex
		2	Prioritize and implement activities and opportunities.				<ul style="list-style-type: none"> Campbell Lake Cache Slough Complex Lake Curry SLT PG&E
		3	Monitor and develop future opportunities.				
	C	Monitor and assess outside planning efforts for influences on SCWA's habitat stewardship activities.		Med to High	Short To Long	Low To High	

Goal No.	Objective	Strategy	Draft Goals, Objectives and Strategies	Pri ¹	Time frame ²	LOE ³	Notes/Sources
		1	Participate in local and regional planning efforts considered for implementation in or potentially affecting Solano County.				<ul style="list-style-type: none"> External eco-restoration (EcoRestore, FRPA, SFCWA, etc.) Regional and basin-wide flood management planning. Urban stormwater management General Plans Other planning efforts
		2	Identify and address impacts to SCWA stewardship activities.				<ul style="list-style-type: none"> Changing conditions and regulations
		3	Develop opportunities to implement SCWA stewardship priorities.				
Theme: Flood Management							
7	Implement SCWA's role in flood management.						

Goal No.	Objective	Strategy	Draft Goals, Objectives and Strategies	Pri ¹	Time frame ²	LOE ³	Notes/Sources
	A	Assess local and regional flood management and planning efforts.		Med	Short	Low	(Cross reference with 7.A.2 and 7.A.3 above)
		1	Identify local vs. regional vs. statewide flood management facilities relevant to SCWA and Solano interests.				<ul style="list-style-type: none"> • SCWA facilities • City facilities • County facilities • District facilities • State and Federal
		2	Develop an atlas to map and describe all flood management infrastructure in Solano County.				
		3	Inventory and index existing flood studies.				Summarize findings and implemented actions.
		4	Identify and evaluate existing joint-use of facilities and opportunities for additional synergies.				<ul style="list-style-type: none"> • Multi-benefit opportunities • Groundwater Recharge • Stormwater treatment • Habitat value
		5	Identify and prioritize outstanding concerns (e.g., climate change and sea-level rise), additional infrastructure and study needs.				<ul style="list-style-type: none"> • Responsibility • Resource allocation
	B	Define SCWA's role in flood management.		Med	Short	Med	
		1	Convene a stakeholder policy-level Flood Management Committee to develop guidelines and criteria for SCWA's role in flood management.				
		2	Identify scope, responsibility, and liability of SCWA and Participating Agencies regarding local flood management.				<ul style="list-style-type: none"> • Review issues and lessons from past flood occurrences.
		3	Identify collective responsibilities and evaluate potential synergies for efficient utilization of collaborative resources				<ul style="list-style-type: none"> • Multi-purpose use of Ulatis Project. • Green Valley Project.

Goal No.	Objective	Strategy	Draft Goals, Objectives and Strategies	Pri ¹	Time frame ²	LOE ³	Notes/Sources
			between SCWA and Participating Agencies.				<ul style="list-style-type: none"> Vacaville detention basins
		4	Evaluate current SCWA flood management policies, programs, and level of funding for effectiveness and recommendations for improvements.				<ul style="list-style-type: none"> 2005 Flood Management Policy SCWA Funding Assistance Policy Small Grant Program Flood Control Advisory Committee
		5	Develop local flood management policy recommendations for Board review and approval.				
		6	Coordinate and implement Flood Management Policy.				
	C	Assist local interests (Participating Agencies and landowners) in developing flood management plans and improvements outside of SCWA direct responsibility.		Med	On-going	Low	
		1	Provide expertise and technical support to develop feasible flood management solutions.				
		2	Consider funding assistance for flood management improvements in accordance with approved policies.				
		3	Provide assistance to locate and secure state or federal grant funding where appropriate.				
Theme: Groundwater Management							
8	Implement SCWA's role in Sustainable Groundwater Management Act (SGMA).						
	A	Participate in ongoing development of Solano Sub-basin		High	Short	High	

Goal No.	Objective	Strategy	Draft Goals, Objectives and Strategies	Pri ¹	Time frame ²	LOE ³	Notes/Sources
			Groundwater Sustainability Agency (GSA).				
		1	Provide support and attend SGMA discussions.				<ul style="list-style-type: none"> Coordinate with Yolo and Sacramento peer water agencies.
		2	Maintain a strong objective relationship with municipal and agricultural stakeholders.				
		3	Determine SCWA's role in Solano Sub-basin GSA and periodically assess continued role.				
	B		Support Groundwater Management Plan Development.	Med	Med	Med	
		1	Provide services and staff support upon request and approval.				
		2	Provide a regional groundwater data repository, as appropriate.				
Theme: Advocacy							
9	Expand proactive advocacy at regional, state and federal levels to achieve the objectives of SCWA.						
	A	Develop legislative / advocacy priorities.		High	On-going	Low to	

Goal No.	Objective	Strategy	Draft Goals, Objectives and Strategies	Pri ¹	Time frame ²	LOE ³	Notes/Sources
						Med	
		1	Conduct annual workshop to develop Legislative Platform with SCWA Board and Staff to set water-related legislative priorities for regional, state and federal interests that benefit Solano County.				
		2	Define structure and develop guidelines for the function of an active SCWA Legislative Committee.				Board action
		3	Monitor current activities and recommend strategic modifications to Legislative Platform.				<p>Example Topics for Advocacy for:</p> <ul style="list-style-type: none"> • Funding • Positions for legislation and legislative assistance • Regionally important projects (e.g., NBA AIP.) • GW Management and Resources in Solano County
	B	Prepare legislative / advocacy materials.		High	On-going	Low to Med	
		1	Develop and maintain advocacy materials annually to include current legislative priorities.				<ul style="list-style-type: none"> • Single page “White Papers” for each advocacy priority • Promotional Brochures • Elevator Speech
		2	Retain professional public relation and outreach firms, where appropriate, to prepare targeted advocacy materials.				<ul style="list-style-type: none"> • NBA AIP
	C	Actively promote legislative / advocacy priorities.		High	On-going	Med	

Goal No.	Objective	Strategy	Draft Goals, Objectives and Strategies	Pri ¹	Time frame ²	LOE ³	Notes/Sources
		1	Elevate SCWA's lobbying efforts at agency and legislative levels.				
		2	Enhance relationships with regional, state and federal agencies.				
		3	Conduct regular visits to legislature and state agencies to share common, agreed upon, legislative priorities.				
		4	Explore potential benefits of federal lobbying.				
		5	Prepare annual summary report of outcomes.				
	D	Monitor CA Water Fix and EcoRestore processes to avoid or minimize the impacts to Solano water interests.		High	On-going	Med	
		1	Follow and participate in relevant discussions and forums.				
	E	Promote the Corridor Management Framework (CMF) by 2017.		High	On-going	High	
		1	Support the collaborative regional and individual interests of the CMF coalition members and the adopted values and principles of the CMF.				<ul style="list-style-type: none"> • Protect Water Supply Access and Reliability • Improved Flood Management • Preserve Agriculture Heritage
		2	Participate and collaborate with state and federal agencies to develop and implement locally supportable, mutually-beneficial solutions that meet multiple objectives.				<ul style="list-style-type: none"> • YBCS Partnership • USACOE GRR • Delta Conservancy • Delta Stewardship Council
		3	Advocate for federal and state support and assistance to implement the NBA AIP as part of the regional public benefit ecosystem solutions.				<ul style="list-style-type: none"> • Department of Water Resources • Natural Resources Agency • Legislative

Goal No.	Objective	Strategy	Draft Goals, Objectives and Strategies	Pri ¹	Time frame ²	LOE ³	Notes/Sources
		4	Advocate for support and assistance to implement Rio Vista flood protection due to public need for increased flood capacity through the Yolo Bypass.				
Theme: Funding and Staffing							
10	Provide the necessary resources to continue to achieve SCWA's mission and values efficiently and effectively in a fiscally responsible manner.						
	A	Prepare SCWA Fiscal Plan(s) that includes normal operational costs and anticipated costs to implement the strategic plan goals and		High	Short	Low to	

Goal No.	Objective	Strategy	Draft Goals, Objectives and Strategies	Pri ¹	Time frame ²	LOE ³	Notes/Sources
			objectives.			Med	
		1	Prepare 5-year and 10-year Fiscal Plan.				
		2	Monitor, evaluate, and project trends in operational costs and revenue streams.				SWP increasing costs
		3	Recommend changes, as appropriate.				
	B		Evaluate Reserve Policy and amend as appropriate to be fiscally responsible and defensible.	High	Short	Med	
	C		Provide necessary and sufficient staffing and resources to maintain program activities and to achieve the goals and objectives of strategic plan priorities.	High	On-going	Med	
		1	Review current SCWA budget, organizational structure, job classifications, and assignment of duties of current staff for effective balance and economy of resources.				
		2	Determine additional staffing needs to continue providing the highest quality and cost effective service while maintaining positive professional recognized organizational culture.				<ul style="list-style-type: none"> Capacity of resources Strategic plan implementation.
		3	Recruit high-caliber qualified candidates for employment and integration into the SCWA professional team and culture.				
		4	Provide appropriate resources and incentives to staff to promote retention and longevity of SCWA investments in staff.				<ul style="list-style-type: none"> Professional development and growth opportunities. Training and certification incentives.

Goal No.	Objective	Strategy	Draft Goals, Objectives and Strategies	Pri ¹	Time frame ²	LOE ³	Notes/Sources
		5	Develop Succession Plan.				
	D	Optimize opportunities for cost-savings strategies.		High	On-going	Low to Med	
		1	Monitor and evaluate potential private partnership opportunities for special projects.				
		2	Monitor and evaluate upcoming state/federal funding opportunities.				<ul style="list-style-type: none"> • WRRDA • Water Bonds • IRWMP
		3	Review internal operations and programs for cost efficiencies.				

SCWA SUMMAY OF DRAFT GOALS & OBJECTIVES

v11 (05-26-16)

Goal	Objective	Draft Goals and Objectives	Priority	Timeframe	LOE
1		Optimize the management of the County's current and future water resources in a sustainable manner.			
1	A	Identify current supply and demand requirements - and project future water resources needs.	High	Short	Med
1	B	Identify water resources integration opportunities and investigate alignment of water sources with appropriate applied water uses.	High	Short	Med
1	C	Evaluate and develop additional water sources as necessary.	High	Short	Med
1	D	Develop a SCWA Water Management Plan to ensure a sustainable water supply.	High	Short	Med
2		Optimize the use of SCWA managed infrastructure.			
2	A	Develop the North Bay Aqueduct Alternate Intake Project (NBA AIP) in coordination with Napa participants.	High	Short to Long	On-going
2	B	Inventory facilities and their operational status.	Med	Med	Low
2	C	Optimize conveyance capabilities to match current and future needs.	Med	Med	Low
2	D	Optimize the utilization of existing SCWA managed facilities before building new facilities.	Med	Med	Low to Med
2	E	Identify and evaluate needs for infrastructure improvement.	Med	Med	Med
3		Protect access to reliable water supplies under current and future stressors.			
3	A	Promote regional water supply and flood management interests in Yolo Bypass/Cache Slough Complex	High	On-going	High
3	B	Protect water rights and supplies.	High	On-going	High
3	C	Monitor emerging challenges to SCWA water supply reliability and promote advocacy of SCWA interests.	High	On-going	Med to High
3	D	Continue participation in the Bay Area and Westside IRWM programs.	Med	On-going	Low
4		Provide and maintain communication of SCWA activities and responsibilities.			
4	A	Develop an on-going program to keep Board Members informed of SCWA responsibilities as well as regional, state and federal issues impacting SCWA.	High	Short	Low
4	B	Evaluate, and where appropriate, coordinate public awareness of county-wide water-related programs.	Med to High	Short to Med	Low to Med
4	C	Enhance SCWA website.	Low	Med	Low
5		Maintain data that supports effective, efficient water supply and reliability.			
5	A	Maintain an integrated water-related data management system.	Med	Long	Med
5	B	Evaluate the need for a comprehensive Solano County water-related data management system.	Med	Short	Low to Med
5	C	Continue to compile and report for CASGEM	Med	On-going	Low
6		Develop comprehensive approaches to habitat stewardship.			
6	A	Implement the HCP by 2018.	High	Short	High
6	B	Implement habitat stewardship activities and opportunities.	Med	Short to Long	Low to Med
6	C	Monitor and assess outside planning efforts for influences on SCWA's habitat stewardship activities.	Med to High	Short to Long	Low to High
7		Implement SCWA's role in flood management.			
7	A	Assess local and regional flood management and planning efforts.	Med	Short	Low
7	B	Define SCWA's role in flood management	Med	Short	Med

7	C	Assist local interests (Participating Agencies and landowners) in developing flood management plans and improvements outside of SCWA direct responsibility.	Med	On-going	Low
8		Implement SCWA's role in Sustainable Groundwater Management Act (SGMA).			
8	A	Participate in ongoing development of Solano Sub-basin Groundwater Sustainability Agency (GSA).	High	Short	High
8	B	Support Groundwater Management Plan Development.	Med	Med	Med
9		Expand proactive advocacy at regional, state and federal levels to achieve the objectives of SCWA.			
9	A	Develop legislative / advocacy priorities.	High	On-going	Low to Med
	B	Prepare legislative / advocacy materials.	High	On-going	Low to Med
	C	Actively promote legislative / advocacy priorities.	High	On-going	Med
9	D	Monitor CA Water Fix and EcoRestore processes to avoid or minimize the impacts to Solano water interests.	High	On-going	Med
9	E	Promote the Corridor Management Framework (CMF) by 2017.	High	On-going	High
10		Provide the necessary resources to continue to achieve SCWA's mission and values efficiently and effectively in a fiscally responsible manner.			
10	A	Prepare SCWA Fiscal Plan(s) that include normal operational costs and anticipated costs to implement strategic plan goals and objectives.	High	Short	Low to Med
10	B	Evaluate existing Reserve Policy and amend as appropriate to be fiscally responsible and defensible.	High	Short	Med
10	C	Provide necessary and sufficient staffing and resources to maintain routine program activities and to achieve the goals and objectives of strategic plan priorities.	High	On-going	Med
10	D	Optimize opportunities for cost-savings strategies.	High	On-going	Low to Med

ACTION OF
SOLANO COUNTY WATER AGENCY

DATE: June 9, 2016

SUBJECT: Water Agency Fiscal Year 2016-2017 Budget

RECOMMENDATION:

Approve the Solano County Water Agency Fiscal Year 2016-2017 Budget.

FINANCIAL IMPACT:

Not applicable.

BACKGROUND:

On June 1, 2016 the Executive Committee reviewed the proposed fiscal year 2016-2017 budget prepared by staff. The Executive Committee recommends the Board adopt the proposed fiscal year 2016-2017 budget. The proposed budget and supporting documents are attached.

☐

Approved as
Recommended

☐

Other
(see below)

Modification to Recommendation and/or other actions:

I, Roland Sanford, General Manager and Secretary to the Solano County Water Agency, do hereby certify that the foregoing action was regularly introduced, passed, and adopted by said Board of Directors at a regular meeting thereof held on June 9, 2016 by the following vote.

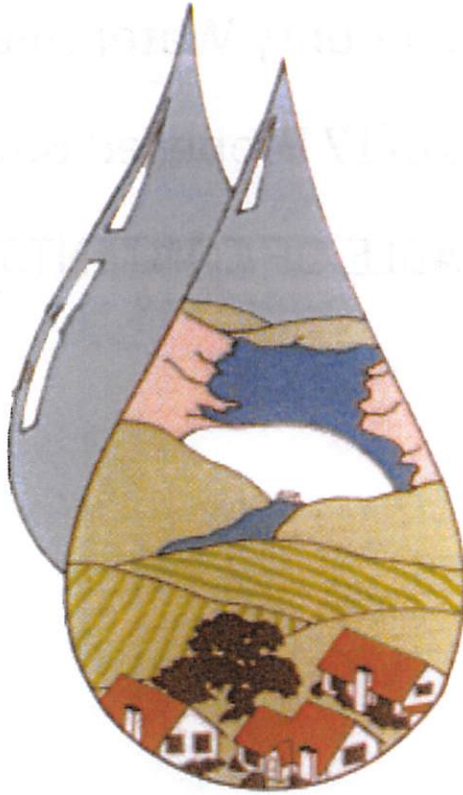
Ayes:

Noes:

Abstain:

Absent:

Roland Sanford
General Manager & Secretary to the
Solano County Water Agency



Solano County Water Agency
Fiscal Year 2016-2017
Proposed Budget

Solano County Water Agency

FY 2016/17 Proposed Budget

TABLE OF CONTENTS

Budget Message	I
Budget Schedules	II
Fund Summaries	III
Reserves	IV

SOLANO COUNTY WATER AGENCY



General Manager's Budget Message

FY 2016/17 Proposed Budget June 2016

The Agency's financial position remains strong. The Agency's cumulative fund balance at the close of FY 2015/16 is projected to be \$40,643,478; a net increase of \$1,271,424 over the prior fiscal year. The proposed FY 2016/17 budget in many respects mimics the FY 2015/16 budget, but differs in that it includes two significant one-time purchases – land and HCP habitat conservation easements - that will require substantial withdrawals from reserves. As proposed, total anticipated FY 2016/17 expenditures (\$43,140,192) exceed total anticipated FY 2016/17 revenues (\$30,118,606) by \$13,021,587, with the difference - \$ 13,021,587 – to be withdrawn from reserves in order to balance the budget. Together, the two aforementioned one-time purchases account for \$10,000,000 of the anticipated withdraw from reserves. A summary of projected FY 2016/2017 expenses and revenues, along with long-term expense and revenue trends is presented in the following charts and tables.

Figure 1

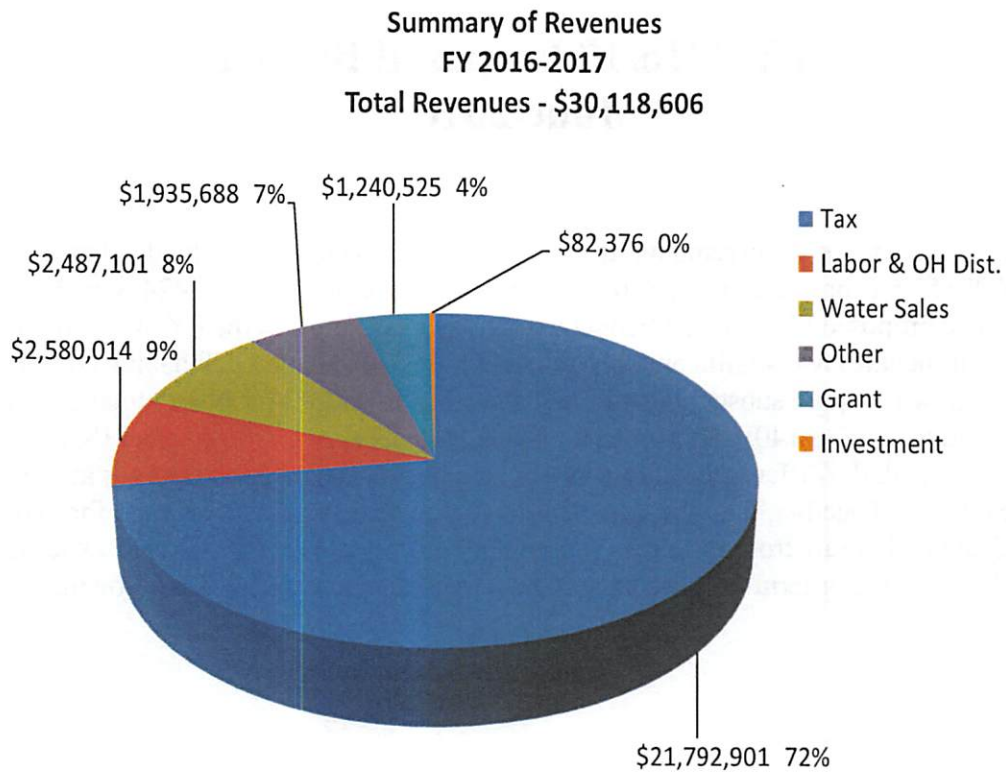


Figure 2

**Summary of Expenditures
FY 2016-2017
Total Expenditures - \$43,140,192**

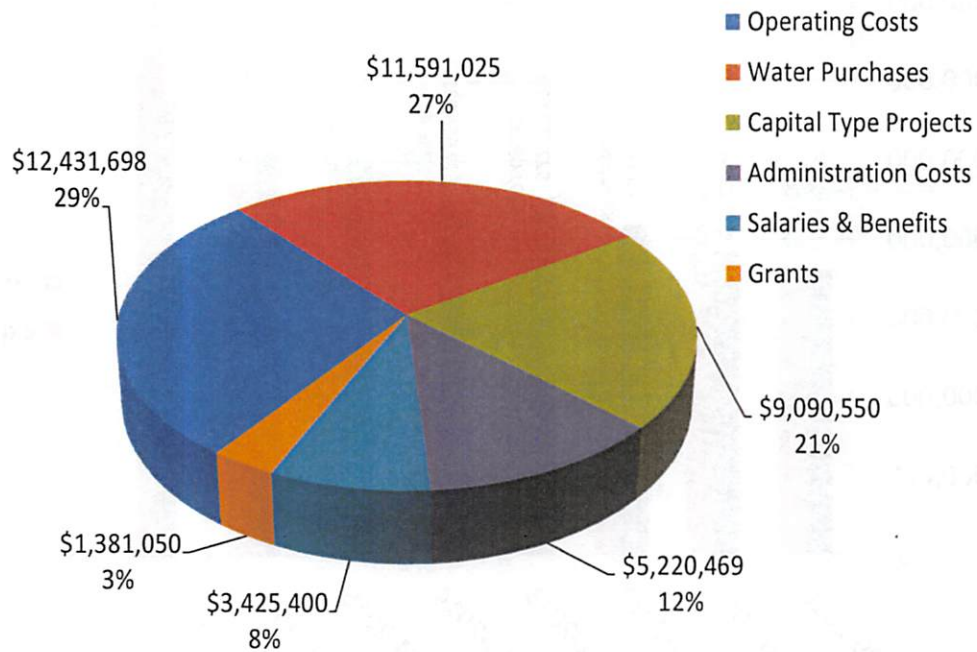


Figure 3

Operating Income and Expense

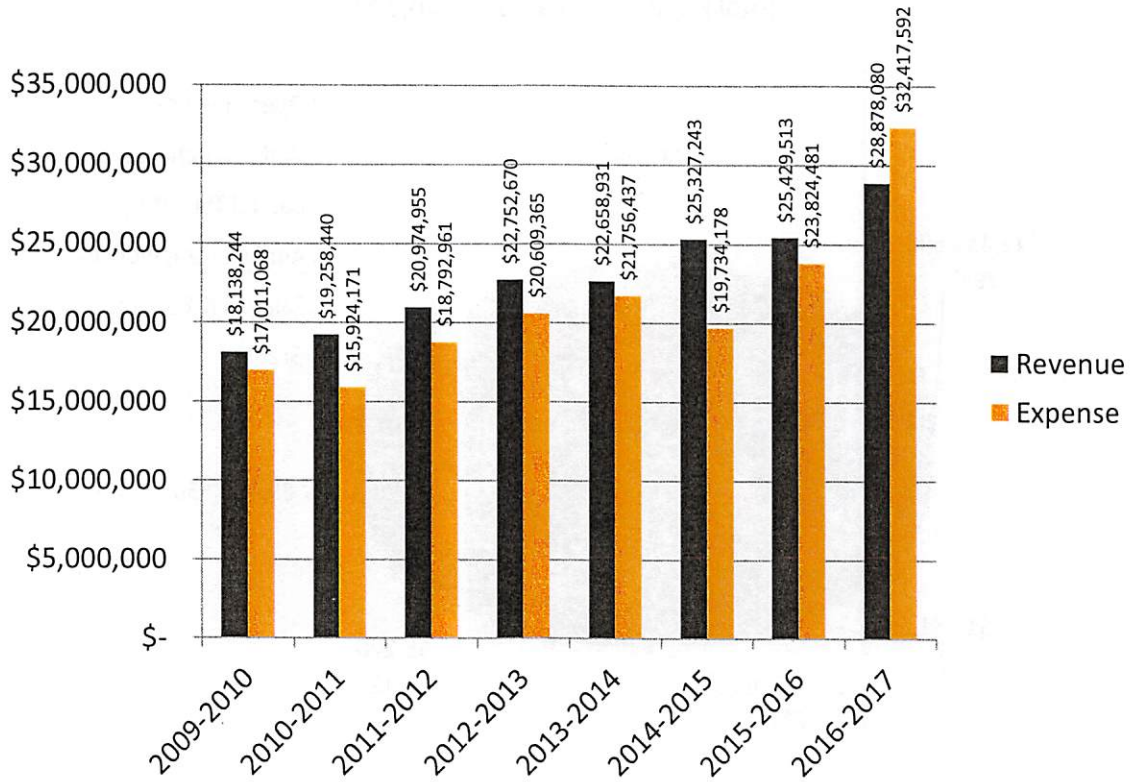


Figure 4

Cumulative Fund Balance

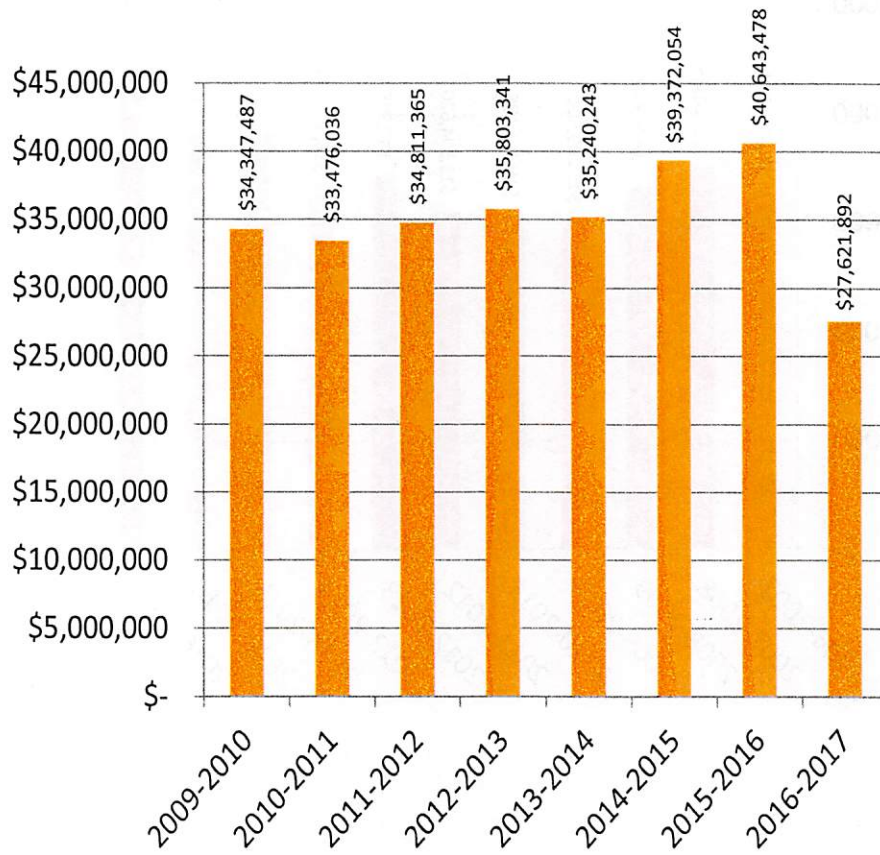
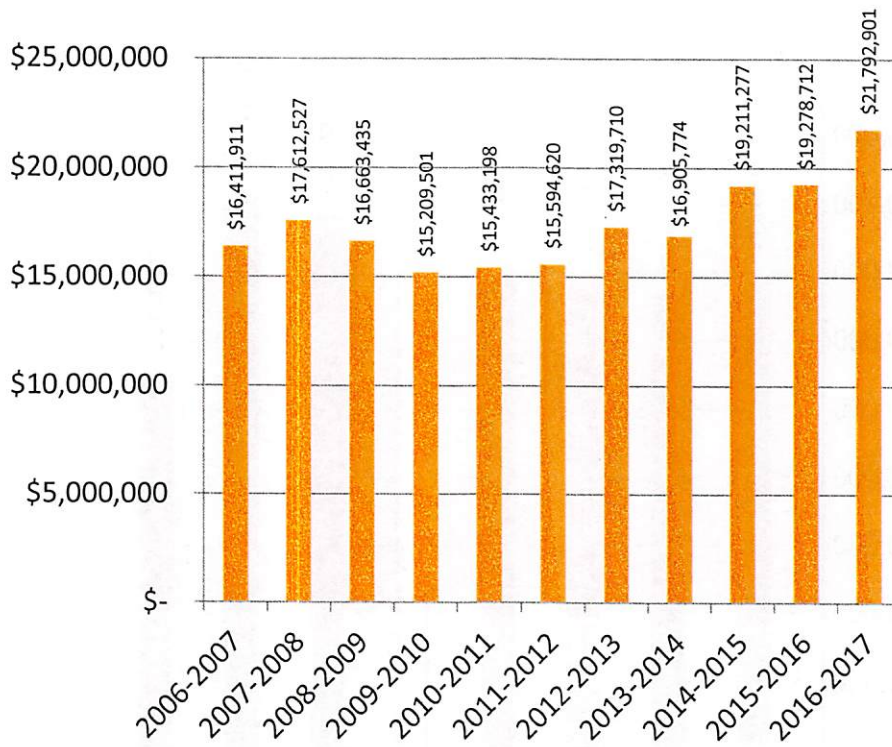


Figure 5

Property Tax Revenue



**SOLANO COUNTY WATER AGENCY
SCHEDULE 1
ALL FUNDS SUMMARY
FY 2016/17**

FUND NAME	FUND BALANCE AVAILABLE 6/30/2015 AUDITED	YEAR END PROJECTION INCREASE/ DECREASE TO FUND BALANCE 15/16 *	FUND BALANCE AVAILABLE 6/30/2016 ESTIMATED	PROPOSED 16/17 REVENUES	PROPOSED 16/17 EXPENDITURES	PROPOSED INCREASE/ DECREASE TO FUND BALANCE	PROPOSED FUND BALANCE 6/30/2017
ADMIN - SOLANO PROJECT - WM	22,431,121	(1,328,169)	21,102,952	14,391,778	24,659,914	(10,268,135)	10,834,817
STATE WATER PROJECT	12,150,127	2,148,635	14,298,762	14,394,526	17,423,459	(3,028,932)	11,269,830
ULATIS FLOOD CONTROL	4,775,440	393,392	5,168,832	1,205,967	936,720	269,247	5,438,079
GREEN VALLEY FLOOD CONTROL	15,366	57,565	72,931	126,334	120,100	6,234	79,165
Total All FUNDS	39,372,054	1,271,424	40,643,478	30,118,606	43,140,192	(13,021,587)	27,621,892

Schedule 1 provides the reserve balances based on the FY 15/16 Year End Projection and the FY 16/17 Proposed Budget.
This schedule also provides revenue and expenses by fund for the Proposed FY 16/17 Budget.

* Reflects the shift of \$7 million for land acquisition from the FY 15/16 Year End Projection to the FY 16/17 Proposed Budget.

**SOLANO COUNTY WATER AGENCY
SCHEDULE 2
ALL FUNDS SUMMARY - BY FUNDS
FY 2016/17**

DETAIL BY FUND REVENUE CATEGORY AND FUND EXPENDITURE CATEGORY	2013/14 ACTUAL	2014/15 ACTUAL	2015/16 ADOPTED BUDGET	2016/17 PROPOSED	FROM ADOPTED TO PROPOSED	PERCENT CHANGED
Revenues						
Admin-Solano Project-Watermaster	11,041,433	12,543,718	12,461,805	14,391,778	1,929,973	15%
State Water Project	11,854,087	13,079,412	12,956,977	14,394,526	1,437,550	11%
Ulati Flood Control	964,988	1,120,176	1,148,505	1,205,967	57,462	5%
Green Valley Flood Control	94,089	105,223	106,779	126,334	19,555	18%
Total Revenues	23,954,598	26,848,528	26,674,066	30,118,606	3,444,540	13%
Expenditures						
Admin-Solano Project-Watermaster	9,988,663	10,327,128	15,219,212	24,659,914	9,440,701	62%
State Water Project	13,722,344	11,247,982	13,118,315	17,423,459	4,305,144	33%
Ulati Flood Control	757,949	520,263	980,444	936,720	(43,724)	-4%
Green Valley Flood Control	48,738	82,473	100,886	120,100	19,214	19%
Total Expenditures	24,517,694	22,177,846	29,418,857	43,140,192	13,721,335	47%
Net						
Admin-Solano Project-Watermaster	1,052,770	2,216,590	(2,757,407)	(10,268,135)	(7,510,728)	272%
State Water Project	(1,868,256)	1,831,429	(161,338)	(3,028,932)	(2,867,594)	1777%
Ulati Flood Control	207,040	599,913	168,061	269,247	101,186	60%
Green Valley Flood Control	45,351	22,750	5,893	6,234	341	6%
Total Net	(563,096)	4,670,681	(2,744,791)	(13,021,587)	(10,276,795)	374%

In addition to the revenues and expenses segregated by funds as in Schedule 1, Schedule 2 provides two years of historical data to allow for comparison and trend analysis.

**SOLANO COUNTY WATER AGENCY
SCHEDULE 3
ALL FUNDS SUMMARY - BY ACTIVITY
FY 2016/17**

DETAIL BY REVENUE CATEGORY AND EXPENDITURE CATEGORY	2013/14 ACTUAL	2014/15 ACTUAL	2015/16 ADOPTED BUDGET	2016/17 PROPOSED	FROM ADOPTED TO PROPOSED	PERCENT CHANGED
Revenues						
Taxes	16,905,774	19,211,277	19,278,712	21,792,901	2,514,189	13% ¹
Water Sales	2,594,108	2,444,535	2,569,101	2,487,101	(82,000)	-3%
Grant Revenues	1,295,667	1,521,285	1,244,554	1,240,525	(4,028)	0%
Investment Income	62,500	55,497	49,605	82,376	32,771	66%
Labor & Ovhd Distr.	2,448,784	2,665,973	2,791,989	2,580,014	(211,975)	-8%
Other Revenue	647,765	949,961	740,105	1,935,688	1,195,583	162% ²
Total Revenues	23,954,598	26,848,528	26,674,066	30,118,606	3,444,540	13%
Expenditures						
Salaries and Employee Benefits	1,862,271	2,186,190	2,383,201	3,425,400	1,042,199	44% ³
Services and Supplies	773,406	681,606	864,295	923,963	59,668	7%
Operations & Maintenance	3,523,319	3,381,685	4,919,958	4,809,386	(110,571)	-2%
LPCCC Operations	777,490	1,012,721	931,141	2,100,696	1,169,556	126%
Rehab & Betterment	761,550	304,693	2,980,000	1,055,000	(1,925,000)	-65%
Water Purchases	11,639,635	9,069,737	10,234,678	11,591,025	1,356,347	13%
Grant Expenditures	1,627,108	1,932,239	1,890,000	1,381,050	(508,950)	-27%
Flood Control	84,838	107,109	693,200	719,300	26,100	4%
HCP Planning	618,885	572,898	647,999	3,577,206	2,929,207	452% ⁴
Water Conservation	1,598,446	1,826,434	1,972,575	2,506,561	533,986	27%
Consultants	878,148	895,798	1,177,435	2,764,055	1,586,620	135%
Capital Expenditures	372,598	206,735	473,376	8,035,550	7,562,174	1597% ⁵
Contingency	-	-	251,000	251,000	-	0%
Total Expenditures	24,517,694	22,177,846	29,418,857	43,140,192	13,721,335	47%
Total Net	(563,096)	4,670,681	(2,744,791)	(13,021,587)	(10,276,795)	374%

Schedule 3 provides revenue and expenses by activity type for all four funds combined. It includes two years of historical data for comparison and trend analysis.

¹average increase of four funds.

²includes an additional \$475,000 for IRWMP water conservation funding, \$140,000 from the EPA for the IRWMP, an additional \$465,000 for sub-contract work for the LPCCC and an additional \$88,000 for loan proceeds.

³ includes \$500,000 for paydown of the unfunded retiree health obligation and \$230,000 for the 2016/17 annual contribution for retiree health.

⁴includes \$3,000,000 for HCP mitigation easements.

⁵ includes \$7,000,000 for land acquisition.

Solano County Water Agency
All Fund Summary - By Operating & Non-Operating

SOLANO COUNTY WATER AGENCY
SCHEDULE 4
ALL FUNDS SUMMARY - BY OPERATING & NON-OPERATING
FY 2016/17

DETAIL BY OPERATING REVENUE AND EXPENDITURE CATEGORY AND NON- OPERATING REVENUE AND EXPENDITURES CATEGORY	2013/14 ACTUAL	2014/15 ACTUAL	2015/16 ADOPTED BUDGET	2016/17 PROPOSED	FROM ADOPTED TO PROPOSED	PERCENT CHANGED
Operating Revenues						
Taxes	16,905,774	19,211,277	19,278,712	21,792,901	2,514,189	13%
Water Sales	2,594,108	2,444,535	2,569,101	2,487,101	(82,000)	-3%
Investment Income	62,500	55,497	49,605	82,376	32,771	66%
Labor & Ovhd Distr.	2,448,784	2,665,973	2,791,989	2,580,014	(211,975)	-8%
Other Revenue	647,765	949,961	740,105	1,935,688	1,195,583	162%
Total Operating Revenues	22,658,931	25,327,242	25,429,512	28,878,080	3,448,568	14%
Operating Expenditures						
Salaries and Employee Benefits	1,862,271	2,186,190	2,383,201	3,425,400	1,042,199	44%
Services and Supplies	773,406	681,606	864,295	923,963	59,668	7%
Operations & Maintenance	3,523,319	3,381,685	4,919,958	4,809,386	(110,571)	-2%
LPCCC Operations	777,490	1,012,721	931,141	2,100,696	1,169,556	126%
Water Purchases	11,639,635	9,069,737	10,234,678	11,591,025	1,356,347	13%
Flood Control	84,838	107,109	693,200	719,300	26,100	4%
HCP Planning	618,885	572,898	647,999	3,577,206	2,929,207	452%
Water Conservation	1,598,446	1,826,434	1,972,575	2,506,561	533,986	27%
Consultants	878,148	895,798	1,177,435	2,764,055	1,586,620	135%
Total Operating Expenditures	21,756,437	19,734,178	23,824,481	32,417,592	8,593,111	36%
Net Operating	902,493	5,593,064	1,605,031	(3,539,512)	(5,144,543)	-321%
Nor -Operating Revenues						
Grant Revenues	1,295,667	1,521,285	1,244,554	1,240,525	(4,028)	0%
Total Non-Operating Revenues	1,295,667	1,521,285	1,244,554	1,240,525	(4,028)	0%
Nor -Operating Expenditures						
Rehab & Betterment	761,550	304,693	2,980,000	1,055,000	(1,925,000)	-65%
Grant Expenditures	1,627,108	1,932,239	1,890,000	1,381,050	(508,950)	-27%
Capital Expenditures	372,598	206,735	473,376	8,035,550	7,562,174	1597%
Contingency	-	-	251,000	251,000	-	0%
Total Non-Operating Expenditures	2,761,256	2,443,668	5,594,376	10,722,600	5,128,224	92%
Net Non-Operating	(1,465,589)	(922,383)	(4,349,822)	(9,482,075)	(5,132,252)	1597%
Net Operating and Non-Operating	(563,096)	4,670,681	(2,744,791)	(13,021,587)	(10,276,795)	374%

Schedule 4 provides revenues and expenditures segregated by operating and non-operating classes for all four funds combined. The Net Operating line reflects whether the operating revenues fund the operating costs or if reserves will have to be used for the combined four funds.

**SOLANO COUNTY WATER AGENCY
SCHEDULE 5
SOLANO PROJECT REHAB & BETTERMENT
FY 2016/17**

FUND	DESCRIPTION	TOTAL AMOUNT	PLANNED 2016-17	PROPOSED 2017-18	PROPOSED 2018-19	PROPOSED 2019-20	PROPOSED 2020-21
SP	PSC Drainage Rehab and Improvement	130,000	10,000	30,000	30,000	30,000	30,000
SP	PSC Data Management & Automation	250,000	50,000	50,000	50,000	50,000	50,000
SP	Road Gravel and Turn-Around Improvements	275,000	75,000	50,000	50,000	50,000	50,000
SP	PSC Panel Replacement	480,000	80,000	100,000	100,000	100,000	100,000
SP	PDO Renovation	20,000	10,000	10,000	-	-	-
SP	PDO Solar Installation	150,000	-	-	150,000	-	-
SP	PSC Shallow Monitoring Wells	200,000	-	200,000	-	-	-
SP	PSC Check Screen Cleaners	250,000	50,000	100,000	100,000	-	-
SP	PSC Headworks Improvements	425,000	425,000	-	-	-	-
SP	Solano Project Electrical Upgrade	250,000	-	75,000	75,000	50,000	50,000
SP	Reservoir Lane/Terminal Reservoir Paving	300,000	-	-	300,000	-	-
SP	Terminal Check Liner Repair	400,000	-	100,000	100,000	100,000	100,000
SP	PDD Gate Rehab	1,150,000	350,000	200,000	200,000	200,000	200,000
	Total Solano Project Rehab & Betterment	4,280,000	1,050,000	915,000	1,155,000	580,000	580,000

**SOLANO COUNTY WATER AGENCY
SCHEDULE 6
BUDGET PROJECTIONS**

DETAIL BY REVENUE CATEGORY AND EXPENDITURE CATEGORY	2014/15 ACTUAL	2015/16 ADOPTED	2015/16 YEAR END PROJECTED BUDGET	2016/17 PROPOSED	2017/18 PROJECTION	2018/19 PROJECTION	2019/20 PROJECTION
Revenues							
Taxes	19,211,277	19,278,712	21,012,282	21,792,901	21,994,670	22,198,457	22,404,281
Water Sales	2,444,535	2,569,101	2,438,142	2,487,101	2,487,101	2,487,101	2,487,101
Grant Revenues	1,521,285	1,244,554	439,999	1,240,525	600,000	450,000	131,867
Investment Income	55,497	49,605	91,557	82,376	82,376	82,376	82,376
Labor & Ovhd Distr.	2,665,973	2,791,989	2,410,169	2,580,014	2,739,997	2,991,265	3,150,254
Other Revenue	949,961	740,105	796,484	1,935,688	859,818	520,557	333,605
Total Revenues	26,848,528	26,674,066	27,188,632	30,118,606	28,763,962	28,729,755	28,589,484
Expenditures							
Salaries and Employee Benefits	2,186,190	2,383,201	2,229,713	3,425,400	3,076,673	3,224,785	3,378,466
Services and Supplies	681,606	864,295	882,191	923,963	921,488	926,888	923,953
Operations & Maintenance	3,381,685	4,919,958	4,086,220	4,809,386	4,865,553	5,026,218	5,168,565
LPCCC Operations	1,012,721	931,141	1,051,492	2,100,696	1,540,371	1,366,342	1,359,860
Rehab & Betterment	304,693	2,980,000	2,785,000	1,055,000	675,000	475,000	475,000
Water Purchases	9,069,737	10,234,678	10,083,878	11,591,025	12,064,496	12,175,670	12,201,260
Grant Expenditures	1,932,239	1,890,000	518,870	1,381,050	450,000	350,000	90,312
Flood Control	107,109	693,200	143,076	719,300	724,268	729,534	735,116
HCP Planning	572,898	647,999	527,915	3,577,206	450,139	393,432	402,638
Water Conservation	1,826,434	1,972,575	2,133,515	2,506,561	2,414,184	2,319,065	2,246,339
Consultants	895,798	1,177,435	1,082,667	2,764,055	1,708,948	1,568,787	1,386,641
Fixed Assets	206,735	473,376	392,671	8,035,550	15,550	15,550	45,550
Contingency	-	251,000	-	251,000	251,000	251,000	161,000
Total Expenditures	22,177,846	29,418,857	25,917,208	43,140,192	29,157,669	28,822,271	28,574,700
Total Net	4,670,681	(2,744,791)	1,271,424	(13,021,587)	(393,707)	(92,516)	14,784

Key Budget Projection Assumptions

1. Projected property tax increase of 1% per year, a conservative approach to the 10 year average of 3%.
2. Salary and Employee Benefits are increased by 5%.
3. Grant expenditures are paid 100% from grant revenues and due to the unpredictability of implementation timing they have been excluded from projections.

SOLANO COUNTY WATER AGENCY
SCHEDULE 7
BUDGET PROJECTIONS

FUND NAME	FUND BALANCE JUNE 30, 2014 (AUDITED)	FUND BALANCE JUNE 30, 2015 (AUDITED)	YEAR END PROJECTION INCREASE/ DECREASE TO FUND BALANCE 15/16	FUND BALANCE JUNE 30, 2016 YEAR END PROJECTION	PROPOSED INCREASE/ DECREASE TO FUND BALANCE 16/17	FUND BALANCE JUNE 30, 2017 PROPOSED	FUND BALANCE JUNE 30, 2018 PROJECTED	FUND BALANCE JUNE 30, 2019 PROJECTED	FUND BALANCE JUNE 30, 2020 PROJECTED
ADMIN - SOLANO PROJECT - WM	20,753,404	22,431,121	(1,328,169)	21,102,952	(10,268,135)	10,834,817	9,257,248	7,962,410	6,658,598
STATE WATER PROJECT	10,318,697	12,150,127	2,148,635	14,298,762	(3,028,932)	11,269,830	11,838,382	12,425,780	13,130,066
ULATIS FLOOD CONTROL	4,175,526	4,775,440	393,392	5,168,832	269,247	5,438,079	6,007,627	6,577,297	7,146,902
GREEN VALLEY FLOOD CONTROL	(7,384)	15,366	57,565	72,931	6,234	79,165	124,928	170,182	214,886
Total All FUNDS	35,240,243	39,372,054	1,271,424	40,643,478	(13,021,587)	27,621,892	27,228,185	27,135,669	27,150,453

FUND SUMMARY

ADMINISTRATION – SOLANO PROJECT - WATERMASTER

FUND PURPOSE

The Administration-Solano Project-Watermaster (ASW) fund is comprised of three sub funds; Administration, Solano Project, and Watermaster.

FUNCTION AND RESPONSIBILITIES

Administration – The Administration function provides the human resource and financial services of the Agency and provides other support to SCWA staff. The Administration function also includes flood control, groundwater monitoring, Integrated Regional Water Management Planning, and water conservation activities.

Solano Project - The Solano Project provides about half the municipal water supply and a majority of the agricultural water supply in Solano County. SCWA protects and maintains the reliability and quality of the water supply and operates and maintains Monticello Dam, Putah Diversion Dam and 33 miles of water distribution infrastructure. Solano Project also supports The Putah Creek Accord and the work of the Lower Putah Creek Coordinating Committee (LPCCC) and the HCP.

Watermaster – The Watermaster implements the Condition 12 water rights settlement in the Lake Berryessa watershed

FUND DETAIL COMMENTS

Revenues

Property Taxes - FY 16/17 proposed tax revenues are projected to increase 10% from the prior fiscal year adopted budget. This reflects an increase of 10% in property taxes (6% increase in actual tax revenues over budgeted in FY 2015/16 and 4% increase in FY 2016/17). The redevelopment tax revenues projections are the same as the prior year adopted budget.

Lat or & Ovhd Distribution – The decrease of (\$211,975) reflects increased management and administrative tasks, which are not included in fund redistributions.

Other Revenue Sources – Projected to increase by approximately \$1,200,000 over the prior fiscal year and includes \$415,000 for additional water conservation funding, \$140,000 funding from the Environmental Protection Agency, \$465,000 for additional sub-contract work associated with LPCCC and \$88,000 for loan proceeds.

Expenditures

Salaries & Benefits –The increase of 44% is primarily due to \$730,000 to be allocated to a Trust to fund anticipated retiree health insurance costs and also includes two new Board approved positions, funding for merit and cost of living increases, and anticipated equity adjustments to salaries, based on a recent salary survey to be presented to the Board in early FY 2016-2017. Employee health benefits are projected to increase by 5%, dental benefits by 2%.

LPCCC Operations- The increase of \$1,170,000 is comprised of \$1,040,000 in additional LPCCC projects (additional \$170,000 for Nut Tree mitigation, \$500,000 for NAWCA, \$200,000 for City of Winters, \$150,000 for FEMA and \$20,000 for the nursery), \$30,000 in additional LPCCC equipment and \$100,000 in additional allocated overhead and labor costs.

Rehab & Betterment - Rehab and Betterment expenditures have decreased by (\$1,955,000) from the prior fiscal year, due in large part to the completion of the Putah South Canal headworks screen project.

Water Conservation – Water Conservation costs are expected to increase by 40% due to increased participation in water conservation programs.

HCP – HCP Planning budget line item has been increased by \$3,000,000 to accommodate an anticipated, one-time purchase of HCP conservation easements.

Consultants – Additional consulting expertise - \$1,217,620 over the prior fiscal year and includes \$64,000 for additional computer services, \$140,000 for the Bay Area IRWMP, \$253,000 for ground water monitoring, \$440,000 for the Putah South Canal pilot cleaning project and \$195,000 for Putah Creek studies.

Fixed Assets – The anticipated fixed Asset purchases of \$4,210,000 includes \$3,500,000 for a land acquisition near Barker Slough, \$500,000 for a boat washing station and \$110,000 for a new dump truck and pick-up truck.

FUND SUMMARY**ADMINISTRATION – SOLANO PROJECT - WATERMASTER**

DETAIL BY REVENUE CATEGORY AND EXPENDITURE CATEGORY	2013/14 ACTUAL	2014/15 ACTUAL	2015/16 ADOPTED BUDGET	2016/17 PROPOSED	FROM ADOPTED TO PROPOSED	PERCENT CHANGED
Revenues						
Taxes	6,890,009	7,717,856	7,892,406	8,657,500	765,094	10%
Grants	947,217	1,111,285	940,000	1,100,000	160,000	17%
Investment Income	49,618	42,053	36,805	58,576	21,771	59%
Labor & Ovhd Distribution	2,448,784	2,665,973	2,791,989	2,580,014	(211,975)	-8%
Water Sales	67,418	64,168	65,000	65,000	-	0%
Other Revenue Sources	638,387	942,382	735,605	1,930,688	1,195,083	162%
Total Revenues	11,041,433	12,543,718	12,461,805	14,391,778	1,929,973	15%
Expenditures						
Salaries & Benefits	1,862,271	2,186,190	2,383,201	3,425,400	1,042,199	44%
Services and Supplies	661,602	563,659	726,701	789,163	62,462	9%
Operations and Maintenance	2,247,782	2,175,843	3,348,785	3,700,933	352,148	11%
LPCCC Operations	777,490	1,012,721	931,141	2,100,696	1,169,556	126%
Rehab & Betterment	761,550	304,693	2,955,000	1,000,000	(1,955,000)	-66%
Grant Expenditures	911,619	1,111,285	940,000	1,100,000	160,000	17%
Water Conservation	1,158,965	1,367,217	1,244,875	1,741,111	496,236	40%
Flood Control	84,838	107,109	693,200	719,300	26,100	4%
HCP	618,885	572,898	647,999	3,577,206	2,962,466	452%
Consultants	809,149	802,609	877,935	2,095,555	1,217,620	139%
Fixed Assets	94,514	122,903	270,376	4,210,550	3,940,174	1457%
Contingency	-	-	200,000	200,000	-	0%
Total Expenditures	9,988,663	10,327,128	15,219,212	24,659,914	9,440,701	62%
Net Change	1,052,770	2,216,590	(2,757,407)	(10,268,135)	(7,510,728)	272%

FUND PURPOSE

This fund encompasses all expenses and revenues associated with SCWA's State Water Project water supply.

FUNCTION AND RESPONSIBILITIES

SCWA is responsible for purchasing water from the State Water Project, for resale to cities in Solano County. The water is delivered via the North Bay Aqueduct (NBA), which originates in Barker Slough and ultimately terminates in Napa County (Napa County has a similar State Water Project water supply contract, for NBA deliveries to Napa County constituents). The NBA is owned, operated, and maintained by the California Department of Water Resources (DWR). SCWA administers the State Water Project water supply contract, which among other things, obligates SCWA to reimburse DWR for Solano's share of the NBA operation, maintenance, as well as capital costs. The majority of the funds used to reimburse DWR are obtained through "NBA Zone of Benefit Tax" – a property tax assessment. In addition to administering the water supply contract, SCWA performs various technical studies related to NBA operations, monitors water quality in Barker Slough, and provides technical assistance to DWR in support of the NBA Alternate Intake Project.

FUND DETAIL COMMENTS**Revenues**

Property Taxes – FY 16/17 proposed property tax revenues are projected to increase by 17% from the prior fiscal year adopted budget. This reflects a 13% increase in actual tax revenues over budgeted in FY 2015/16 and a 4% increase in FY 2016/17.

Grants - FY 16/17 grant revenues are projected to decrease by 54% from the prior fiscal year. The only active grant funded project - Preparation of the NBA Alternate Intake Project Environmental Impact Report – is scheduled for completion by mid FY 16/17.

Expenditures

Operations and Maintenance – operations and maintenance are projected to decrease by 39% - fewer SCWA technical studies are anticipated in FY 16/17.

Water Purchases – An increase of 13% due to the easing of drought conditions and in turn increased availability of State Water Project water supplies, SCWA anticipates purchasing more water from the State Water Project than has been purchased by SCWA in recent years

Grant Expenditures – FY 16/17 grant expenses are projected to decrease from the prior fiscal year by 70%. The only active grant funded project - Preparation of the NBA Alternate Intake Project Environmental Impact Report – is scheduled for completion by mid FY 16/17.

Consultants – Additional consulting expertise is needed to continue/complete ongoing technical studies. Accordingly, the Consultant budget line item has been increased by \$369,000 over the prior fiscal year.

Fixed Assets-Fixed Assets are projected at \$3,525,000, \$25,000 for the purchase of a water quality monitoring station at the Cordelia Forebay and \$3,500,000 for anticipated land acquisition near Barker Slough.

DETAIL BY REVENUE CATEGORY AND EXPENDITURE CATEGORY	2013/14 ACTUAL	2014/15 ACTUAL	2015/16 ADOPTED BUDGET	2016/17 PROPOSED	FROM ADOPTED TO PROPOSED	PERCENT CHANGED
Revenues						
Property Taxes	8,965,473	10,279,636	10,139,122	11,814,500	1,675,378	17%
Water Sales	2,526,690	2,380,366	2,504,101	2,422,101	(82,000)	-3%
Grant Revenues	348,450	410,000	304,554	140,525	(164,028)	-54%
Investment Income	8,659	9,410	9,200	17,400	8,200	89%
Other Sources	4,815	-	-	-	-	-
Total State Water Project Revenues	11,854,087	13,079,412	12,956,977	14,394,526	1,437,550	11%
Expenditures						
Services and Supplies	98,334	103,720	121,594	118,800	(2,794)	-2%
Operations and Maintenance	760,405	701,165	757,843	463,634	(294,209)	-39%
Water Purchases	11,639,635	9,069,737	10,234,678	11,591,025	1,356,347	13%
Grant Expenditures	715,489	820,954	950,000	281,050	(668,950)	-70%
Water Conservation	439,481	459,217	727,700	765,450	37,750	5%
Consultants	69,000	93,189	299,500	668,500	369,000	123%
Fixed Assets	-	-	17,000	3,525,000	3,508,000	20635%
Contingency	-	-	10,000	10,000	-	0%
Total State Water Project Expenditures	13,722,344	11,247,982	13,118,315	17,423,459	4,305,144	33%
Net Change	(1,868,256)	1,831,429	(161,338)	(3,028,932)	(2,867,594)	1777%

FUND PURPOSE

Operation and maintenance of the Ulatis Flood Control Project.

FUNCTION AND RESPONSIBILITIES

The Ulatis Flood Control Project (Project) was constructed by the Soil Conservation Service (now known as the Natural Resources Conservation Service) and is maintained by SCWA, pursuant to a contract with the Natural Resources Conservation Service. The Project consists of over 45 miles of flood control channels and is largely located and provides flood protection to the agricultural lands downstream of Vacaville. SCWA subcontracts with the Solano County Transportation Department for routine maintenance duties, while most engineering and administrative functions are performed by SCWA staff.

FUND DETAIL COMMENTS**Revenues**

Property Taxes - FY 16/17 proposed tax revenues are projected to increase 5% from the prior fiscal year adopted budget. This reflects an increase of 9% in property taxes (5% increase in actual tax revenues over budgeted in FY 2015/16 and 4% increase in FY 2016/17). This increase is offset by a projected decrease of (\$25,000) in redevelopment tax revenues. The net increase of 5% reflects the ongoing trend of increasing property values in Solano County.

Expenditures

Operations and Maintenance -operations and maintenance expenses are projected to decrease by 22% - fewer maintenance activities and in turn fewer labor hours by Solano County Transportation Department are anticipated in FY 16/17.

Fixed Assets - The FY 16/17 Fixed Assets includes \$300,000 for a CAT Wheeled Loader.

FUND SUMMARY**ULATIS**

DETAIL BY REVENUE CATEGORY AND EXPENDITURES CATEGORY	2013/14 ACTUAL	2014/15 ACTUAL	2015/16 ADOPTED BUDGET	2016/17 PROPOSED	FROM ADOPTED TO PROPOSED	PERCENT CHANGED
Revenues						
Property Taxes	956,203	1,108,563	1,140,405	1,194,567	54,162	5%
Investment Income	4,223	4,033	3,600	6,400	2,800	78%
Other Services	4,563	7,580	4,500	5,000	500	11%
Total Ulatis Revenues	964,988	1,120,176	1,148,505	1,205,967	57,462	5%
Expenditures						
Supplies and Services	12,433	13,136	15,000	15,000	-	0%
Operations and Maintenance	467,431	423,295	724,444	566,720	(157,724)	-22%
Rehab & Betterment	-	-	15,000	15,000	-	0%
Fixed Assets	278,085	83,832	186,000	300,000	114,000	61%
Contingency	-	-	40,000	40,000	-	0%
Total Ulatis Expenditures	757,949	520,263	980,444	936,720	(43,724)	-4%
Net	207,040	599,913	168,061	269,247	101,186	60%

FUND PURPOSE

Operation and maintenance of the Green Valley Flood Control Project.

FUNCTION AND RESPONSIBILITIES

The Green Valley Flood Control Project (Project) was constructed by the United States Army Corps of Engineers (USACOE) and is maintained by SCWA, pursuant to an agreement with the USACOE. The Project consists of approximately 3 miles of flood control channels and is largely located in and downstream of Cordelia. SCWA subcontracts with the Solano Transportation Department for routine maintenance duties, while most engineering and administrative functions are performed by SCWA staff.

FUND DETAIL COMMENTS**Revenues**

Property Taxes - FY 16/17 proposed tax revenues are projected to increase 18% from the prior fiscal year adopted budget. This reflects an increase of 10% in property taxes (6% increase in actual tax revenues over budgeted in FY 2015/16 and 4% increase in FY 2016/17). Additionally, the redevelopment tax revenues are projected to increase by \$12,000 resulting in a total increase of 18% reflecting the ongoing trend of increasing property values in Solano County.

Expenditures

Operations and Maintenance - operations and maintenance costs are projected to remain largely unchanged from the prior fiscal year.

DETAIL BY REVENUE CATEGORY AND EXPENDITURE CATEGORY	2013/14 ACTUAL	2014/15 ACTUAL	2015/16 ADOPTED BUDGET	2016/17 PROPOSED	FROM ADOPTED TO PROPOSED	PERCENT CHANGED
Revenues						
Property Taxes	94,089	105,223	106,779	126,334	19,555	18%
Investment	-	-	-	-	-	
Total Green Valley Revenues	94,089	105,223	106,779	126,334	19,555	18%
Expenditures						
Supplies and Services	1,037	1,091	1,000	1,000	-	0%
Operations and Maintenance	47,701	81,382	88,886	78,100	(10,786)	-12%
Rehab & Betterment	-	-	10,000	40,000	30,000	300%
Contingency	-	-	1,000	1,000	-	0%
Total GV Expenditures	48,738	82,473	100,886	120,100	19,214	19%
Net Change	45,351	22,750	5,893	6,234	341	

Solano County Water Agency

Reserve Fund Policy

The purpose of the Reserve Fund Policy is for proper allocation of reserve funds to protect the ability to fund capital improvements.

For auditing purposes, the funds do not represent separate governmental funds but rather the Agency maintains the funds as one governmental fund with each separate fund having a reserve balance. This policy provides guidance for the allocation of each fund's reserve balance.

The Solano Project fund is a "General Fund" for the Agency meaning that its revenues can be used to fund anything under the legal scope of the Agency. Revenues for the State Water Project, and Ulatis and Green Valley Flood Control Projects can only be used for those specific projects, so the reserve funds must be segregated.

The Agency is financially responsible for two major water supply projects, the Solano Project and the North Bay Aqueduct of the State Water Project. Additionally the Agency has maintenance responsibility for two flood control projects, the Ulatis and Green Valley flood control projects. The Solano Project was built in the 1950's and has significant future financial needs for rehabilitation projects and improvements. The Agency is also contemplating the North Bay Aqueduct Alternate Intake Project with a capital cost of over \$500 million. Clearly the Agency has future financial obligations that will need to be funded through a possible combination of use of reserves and financing.

The Agency seeks maximum flexibility to fund these future projects and the Reserve Fund Policy provides the Agency with financial options.

The components of the Agency reserve funds are found in a Schedule (see page IV-3) included in each Fiscal Year's adopted budget. There are separate reserves for all four Agency funds: Solano Project and Administration, State Water Project, Ulatis Flood Control Project and Green Valley Flood Control Project. There is also a line for "Other Flood Control Projects" and "Emergency Reserve".

For each of the three major funds there is a further breakdown of the reserves. Each has an "Operating Reserve" and "Capital Improvements" explained below.

Operating Reserves

The purpose of operating reserves is to provide the Agency with working cash flow due to fluctuations in revenue streams. The Agency needs to fund ongoing operating expenses prior to the receipt of the majority of its revenues from the County of Solano property tax collections which are available in December and April. The Operating Reserve balance is determined by calculating six months of projected operating expenses for each fund.

**Solano County Water Agency
Reserve Funds**

**SOLANO COUNTY WATER AGENCY
RESERVE FUNDS
FY 2016/17**

DETAIL BY FUND RESERVE CATEGORY	PROJECTED LONG-TERM CAPITAL PROJECTS ⁵	RESERVE FUND FY 15/16 APPROVED MAY 2015	CHANGE	RECOMMENDED RESERVE FUND FY 16/17
Solano Project/Admin				
Solano Project/Admin Operating Reserve		4,454,435	1,609,956	\$ 6,064,391
Solano Project/Admin Rehabilitation & Betterment Program ¹		1,310,000	1,920,000	3,230,000
Solano Project Capital Improvements		12,102,735	(11,762,309)	340,426
Putah South Canal Power line	750,000			
Reservoir Lane Rehabilitation	500,000			
Putah Diversion Office Solar Installation	100,000			
Terminal Dam Seismic Retrofit (SCWA 15% share)	6,000,000			
Putah South Canal Sediment Management - est	10,000,000			
	<u>17,350,000</u>			
Solano Project/ Admin Subtotal		17,867,170	(8,232,353)	9,634,817
State Water Project				
State Water Project Operating Reserves		5,679,121	866,027	6,545,148
State Water Project Capital Improvements		5,696,284	(971,602)	4,724,682
NBA Alternate Intake Project Implementation ²	8,000,000			
NBA Capacity Remediation ³	TBD			
	<u>8,000,000</u>			
State Water Project Subtotal		11,375,405	(105,575)	11,269,830
Ulatris Project				
Ulatris Project Control Project Operating Reserve		348,259	(76,259)	272,000
Ulatris Flood Control Project Capital Projects		4,605,794	560,285	5,166,079
Giant Garner Snake-Preserve (cost shared) ⁴	1,400,000			
30 Grade Control Structures ⁴	750,000			
All Weather Access Improvements	500,000			
Spoil Easement Purchases	100,000			
Heavy Equipment Acquisitions	200,000			
	<u>2,950,000</u>			
Ulatris Project Subtotal		4,954,053	484,026	5,438,079
Green Valley Project				
Green Valley Flood Control Project Operating Reserve		29,532	7,718	37,250
Green Valley Project Capital Improvements		-	41,915	41,915
Green Valley Project Subtotal		29,532	49,633	79,165
Other Flood Control Projects		200,000	-	200,000
Emergency Reserve		1,000,000	-	1,000,000
Total		\$ 35,426,160	(7,804,269)	\$ 27,621,891

Notes

1. Include R & B projects planned for the next 4 years
2. Tot. est. capital cost = \$550M; financed by State, Agency reserves to pre-fund costs prior to construction or buy-down debt; seek grant funds.
3. Current analysis underway to determine scope and cost to manage biofilm.
4. Pending completion of Solano HCP.
5. Capital Improvement Plan to be updated in 2016 as part of Strategic Plan.

BUDGET IMPLEMENTATION ACTIONS

ACTION OF
SOLANO COUNTY WATER AGENCY

DATE: June 9, 2016

SUBJECT: State Water Project Tax Rate for Fiscal Year 2016-2017

RECOMMENDATION:

Establish a tax rate of \$0.02 per \$100 of assessed valuation for the State Water Project property tax for fiscal year 2016-2017.

FINANCIAL IMPACT:

Projected revenues of \$11,814,500 in FY 2016-2017 Proposed Budget.

BACKGROUND:

By way of Resolution 85-183 (copy attached), the governing board of the Solano County Water Agency's predecessor agency, the Solano County Flood Control and Water Conservation District, established a zone of benefit and a property tax rate not to exceed \$0.02 per \$100 assessed valuation, to partially finance the county's share of the North Bay Aqueduct construction and ongoing maintenance and operation costs.. Since fiscal year 1986-87 the Water Agency has assessed a tax rate of \$0.02 per \$100 assessed valuation within the zone of benefit.

Pursuant to Revenue and Taxation Code Section 93, the Water Agency must establish the tax rate each fiscal year which is to be levied on the voter approved bonded indebtedness. The Board has the discretion to lower the tax annually, but not to increase it beyond \$0.02 per \$100 assessed valuation.

Recommended: 
Roland Sanford, General Manager

☐ Approved as recommended ☐ Other (see below)

Modification to Recommendation and/or other actions:

I, Roland Sanford, General Manager and Secretary to the Solano County Water Agency, do hereby certify that the foregoing action was regularly introduced, passed, and adopted by said Board of Directors at a regular meeting thereof held on June 9, 2016 by the following vote.

Ayes:

Noes:

Abstain:

Absent:

Roland Sanford
General Manager & Secretary to the
Solano County Water Agency

RESOLUTION 85-183

RESOLUTION ESTABLISHING A ZONE OF BENEFIT WITHIN
THE SOLANO COUNTY FLOOD CONTROL AND WATER
CONSERVATION DISTRICT AND ESTABLISHING A
PROPERTY TAX RATE FOR THE ZONE OF NOT TO
EXCEED \$.02 PER \$100 ASSESSED VALUATION

WHEREAS, the North Bay Aqueduct is a part of the California State Water Project approved by the voters of California in 1960 and is now under construction and will provide for the delivery of a significant quantity of water for utilization by the citizens of Solano County; and

WHEREAS, the Solano County Flood Control and Water Conservation District (hereinafter "District") has contracted with the State of California acting by and through its Department of Water Resources on behalf of certain member unit cities within Solano County for the provision of water from the North Bay Aqueduct, which cities include Benicia, Fairfield, Suisun City, Vacaville, and Vallejo (hereinafter "member units"); and

WHEREAS, a method of financing the North Bay Aqueduct, other than that available through District's present share of property taxes and other usual revenues, is necessary to meet present contracts; and

WHEREAS, the North Bay Aqueduct Financing Committee has made recommendations to this Board relative to the means of financing water which will be received from the North Bay Aqueduct; and

WHEREAS, the approach recommended by the North Bay Aqueduct Financing Committee provided solutions to the "make whole claims" of the Napa County Flood Control and Water

Conservation District relative to certain member units of the District, and provided an acceptable method of financing water which could be delivered within the District by the North Bay Aqueduct, but would have imposed a tax on areas of the District neither served by water from the North Bay Aqueduct or the existing Solano Water Project which now serves portions of Solano County; and

WHEREAS, this District has the authority to establish a budget and tax rate in excess of the one percent (1%) property tax limitation in order to finance receipt of water from the North Bay Aqueduct which is a part of the State Water Project approved by the voters of California in 1960; and

WHEREAS, this District further has the authority to establish a tax rate either Districtwide, or within a zone of benefit, under the provisions of the Solano County Flood Control and Water Conservation Act (Chapter 1656 of the Statutes of 1951, as amended); and

WHEREAS, this District has authority to create a zone or zones of benefit because of varying benefits to the property within the District for the purpose of paying certain costs, expenses, and indebtedness of the District and its member units; and

WHEREAS, the North Bay Aqueduct water entitlements, as well as an existing partial subsidy of water from the existing Solano Water Project from District's normal county-wide property tax revenues, establish varying benefits to property within the District; and

WHEREAS, a map, consisting of three sheets, has been prepared showing the boundaries of the territory to be included in the zone of benefit and a copy of said map has been marked as Exhibit "A" and attached hereto; and

WHEREAS, said Exhibit "A" includes three sheets, one sheet showing all of the area of said proposed zone of benefit except the Rio Vista Area and the Dixon Area (outside the Solano Irrigation District), a second sheet showing the Rio Vista Area, and a third sheet showing the Dixon Area (outside the Solano Irrigation District); and

WHEREAS, the Cities of Benicia, Fairfield, Suisun City, and Vacaville will benefit from the North Bay Aqueduct since said cities have contracted to receive North Bay Aqueduct water; and

WHEREAS, the Cities of Rio Vista and Dixon are now being offered benefits from the North Bay Aqueduct through contracts granting them the option to receive North Bay Aqueduct water provided said contracts are executed on or before December 15, 1985 and that they exercise the option in said contracts on or before January 1, 2020; and

WHEREAS, if an option contract for the possible future delivery of North Bay Aqueduct water to the City of Rio Vista is not executed on or before December 15, 1985, in the judgment of this Board it is not appropriate to levy a tax within the portion of the proposed zone of benefit within the Rio Vista Area as shown on sheet two of Exhibit "A"; and

WHEREAS, if an option contract for the possible future delivery of North Bay Aqueduct water to the City of

Dixon is not executed on or before December 15, 1985, in the judgment of this Board it is not appropriate to levy a tax within the portion of the proposed zone of benefit within the Dixon Area (outside the Solano Irrigation District) as shown on sheet three of Exhibit "A"; and

WHEREAS, the City of Vallejo will receive benefit from the North Bay Aqueduct from both a water entitlement and from utilization of the North Bay Aqueduct for transmission of water from other entitlements that will, in turn, allow Vallejo the benefit of not having to bear the expense of replacing their own transmission lines; and

WHEREAS, the maximum rate to be charged to member units for North Bay Aqueduct water is to be \$20.50 per acre foot, or that amount charged for municipal and industrial water from the existing Solano Water Project, whichever is higher; and

WHEREAS, the Solano Irrigation District and Main Prairie Water District benefit from the North Bay Aqueduct since the North Bay Aqueduct will ease pressures to convert Solano Project Water now utilized by those Districts from agricultural uses; and

WHEREAS, since Solano Project Water has been paid in part by a countywide tax of the District, it is appropriate that such areas also participate in the tax to pay for the North Bay Aqueduct; and

WHEREAS, the spheres of influence of each of the above-mentioned cities and districts could receive benefit from the North Bay Aqueduct because such areas include the probable ultimate physical boundaries and water service areas of such cities and districts; and

WHEREAS, some areas of this District are underlaid by a groundwater basin recharged by the Solano Water Project and other areas, such as the Suisun Marsh, are benefited by the passage of water through said areas and thereby benefit from the Solano Water Project and the North Bay Aqueduct; and

WHEREAS, on February 5, 1985 the Solano County Board of Supervisors, acting ex officio as the Board of Directors of District, adopted Resolution 85-24, entitled "Resolution of Intention of the Solano County Board of Supervisors to Establish a Zone of Benefit Tax for Financing the North Bay Aqueduct", expressing its intent therein to create a zone of benefit and to establish a tax rate therefor; and

WHEREAS, on September 17, 1985 the Solano County Board of Supervisors, acting ex officio as the Board of Directors of District, adopted Resolution 85-164 entitled "Resolution Setting the Date, Time and Place for a Public Hearing on the Establishment of a Zone of Benefit Within the Solano County Flood Control and Water Conservation District and Establishing A Property Tax Rate for the Zone of Not to Exceed \$.02 per \$100 Assessed Valuation"; and

WHEREAS, notice of said hearing was duly published as required by law;

NOW, THEREFORE, BE IT RESOLVED, and it is hereby resolved by the Solano County Board of Supervisors, acting ex officio as the Board of Directors of the Solano County Flood Control and Water Conservation District, as follows:

1. The portion of the territory within the Solano County Flood Control and Water Conservation District described in Exhibit "A" is hereby established as Zone of Benefit No. 1 of the Solano County Flood Control and Water Conservation District.

2. There shall be levied annually a property tax within Zone of Benefit No. 1 in an amount necessary, but not to exceed two cents (\$.02) per one hundred dollars of assessed valuation for the purpose of paying the annual cost of the North Bay Aqueduct and the obligation for repayment of "up front" costs and advancements of the District under present contracts, in order to permit the cost per acre foot of water from the North Bay Aqueduct to be \$20.50 or the amount charged for municipal and industrial water from the Solano Water Project, whichever is higher. Said tax shall not be levied in the Rio Vista Area as shown on the second sheet of Exhibit "A" unless an option contract for the possible future delivery of North Bay Aqueduct water to the City of Rio Vista is executed on or before December 15, 1985. Said tax shall not be levied upon the Dixon Area (outside the Solano Irrigation District) as shown on the third sheet of Exhibit "A" unless an option contract for the possible future delivery of North Bay Aqueduct water to the City of Dixon is executed on or before December 15, 1985.

I, LINDA L. TERRA, Clerk of the Board of Supervisors, County of Solano, State of California, do hereby certify that the foregoing resolution was regularly introduced, passed and adopted by said Board at a regular meeting held on October 21st, 1985, upon motion of Supervisor

Sturn, seconded by Supervisor Davis,
by the following vote:

AYES: Brann, Davis, Hewitt and Sturn

NOES: Chairman Pippo

ABSTENTIONS: None

ABSENT: None

WITNESS my hand and seal of said Board this 21st
day of October, 1985.

Linda Terra
Clerk, Board of Supervisors

ACTION OF
SOLANO COUNTY WATER AGENCY

DATE: June 9, 2016

SUBJECT: Cost of Living Adjustment for Water Agency Employees

RECOMMENDATIONS:


Award a 2% cost of living adjustment to Water Agency employees effective July 3, 2016.

FINANCIAL IMPACT:

The cost of a 2% COLA is approximately \$31,300 for FY 16/17. Funding for a 2% cost of living adjustment to employee salaries has been included in the Proposed FY 2016/2017 budget.

BACKGROUND:

Cost of living adjustments are discretionary on the part of the Board of Directors and are typically based on Consumer Price Indices (CPI) published by the U.S. Bureau of Labor Statistics. Relevant Consumer Price Indices include the San Francisco-Oakland-San Jose Index, the West Index, which encompasses 13 western states, and the Los Angeles-Anaheim-Riverside Index.

Recommended: 
Roland Sanford, General Manager

☒ Continued on next page

☐ Approved as Recommended ☐ Other (see below)

Modification to Recommendation and/or other actions:

I, Roland Sanford, General Manager and Secretary to the Solano County Water Agency, do hereby certify that the foregoing action was regularly introduced, passed, and adopted by said Board of Directors at a regular meeting thereof held on June 9, 2016 by the following vote.

Ayes:

Noes:

Abstain:

Absent:

Roland Sanford
General Manager & Secretary to the
Solano County Water Agency

The most recent cost of living adjustment (2% percent) was granted in July 2015 and was based on the April 2015 San Francisco-Oakland-San Jose, The West, and the Los Angeles-Anaheim-Riverside Consumer Price Indices. Between April 2015 and April 2016 the corresponding CPI's increased by 1.8% to 2.7% (see table below)

<u>Area</u>	<u>April CPI</u>	<u>April CPI</u>	% Increase
	<u>2015</u>	<u>2016</u>	from April 2015 to <u>April 2016</u>
San Francisco-Oakland-San Jose	257.622	264.565	2.7%
The West	242.302	246.589	1.8%
Los Angeles-Anaheim-Riverside	243.569	248.368	2.0%

(see: <http://www.bls.gov/regions/west/cpi-summary/ro9xg01a.htm#ro9xg01blue1a.f.1> for additional information)

If approved, this cost of living adjustment will apply to 16 Water Agency employees.

ACTION OF
SOLANO COUNTY WATER AGENCY

DATE: June 9, 2016

SUBJECT: CONSULTANT SERVICES CONTRACTS AND RENEWALS

RECOMMENDATION:

Authorize General Manager to execute agreements and amendments for the following consultant services for work through fiscal year 2016-2017:

1. Agrichem, Nuisance Vegetation Management, new contract- contract limit of \$32,560;
2. Blankinship & Associates, Inc., Compliance and Monitoring for Aquatic Pesticide Use, new contract - contract limit of \$41,100;
3. CDM Smith, NBA Capacity Reclamation Project, new contract – contract limit of \$50,000;
4. CH2MHILL, Solano HCP EIR/EIS, new contract -contract limit \$60,000;
5. Clean Lakes, Campbell Lake Algaecide Treatments, new contract-contract limit of \$160,000;
6. Erler & Kalinowski, Inc., Baseline Water Use Assessment, new contract – contract limit of \$80,000;
7. Eyasco, Inc., Data and Website Management, new contract- contract limit of \$266,860;
8. IN Communications, High School Video Contest and Public Outreach, new contract – contract limit of \$30,000;
9. Iron Springs Corporation, Large Landscape BMP, new contract – contract limit of \$70,000;
10. KC Engineering, Construction Materials Testing and Geotechnical Consulting, new contract – contract limit of \$50,000;
11. LSA Associatesn Inc., Habitat Conservation Plan, new contract-contract limit of \$340,000;
12. Luhdorff & Scalmanini, Groundwater Monitoring and Data Collection, new contract-contract limit of \$87,492;
13. Normandeau & Associates, Fish Monitoring and Habitat Analysis, new contract-contract limit of \$35,461;

Recommended: 
Roland Sanford, General Manager

☒ Continued on Next Page

☐ Approved as recommended

☐ Other (see below)

Modification to Recommendation and/or other actions:

I, Roland Sanford, General Manager and Secretary to the Solano County Water Agency, do hereby certify that the foregoing action was regularly introduced, passed, and adopted by said Board of Directors at a regular meeting thereof held on June 9, 2016 by the following vote.

Ayes:

Noes:

Abstain:

Absent:

Roland Sanford
General Manager & Secretary to the
Solano County Water Agency

14. P.G.&E., Bay Area High-Efficiency Clothes Washer Rebate Program, continuing contract, contract limit of \$200,000 per year.
15. Solano Resource Conservation District, Lake Berryessa Outreach, new contract-contract limit of \$190,000;
16. Solano Resource Conservation District, Flood Awareness, contract limit of \$90,000;
17. Summers Engineering, Inc., General Engineering Assistance, new contract – contract limit of \$60,000;
18. Summers Engineering, Inc., PDD Bulkhead – Engineering Support, new contract – contract limit of \$70,000;
19. Summers Engineering, Inc., PSC Screen Cleaner Feasibility Study, new contract – contract limit of \$50,000;
20. Summers Engineering, Inc., Alternative Canal Cleanout – Engineering Support, new contract – contract limit of \$40,000;
21. Southwest Environmental, Inc., high-efficiency toilet installation program, new contract - contract limit \$300,000;
22. Streamwise, Geomorphic Assessments, one year contract, contract limit \$50,000;
23. Terraphase, Cache Slough Water Quality Monitoring, new contract- contract limit \$50,000;
24. Western Municipal Water District, Free Sprinkler Nozzle Program, new contract, contract limit of \$50,000.
25. Wildlife Survey and Photo Service, LPCCC Aquatic Monitoring, one year contract, contract limit \$40,000;
26. Wildlife Survey & Photo Service, Solano Project Biomonitoring for Aquatic Invasive Species, new contract-contract limit of \$204,371;
27. Yolo Resource Conservation District, Westside IRWMP Implementation Assistance, new-contract-contract limit \$66,770.54.
28. ZunZun, Solano School Education Program, new contract- contract limit of \$35,000.

FINANCIAL IMPACT:

Funding for these consultants is included in the Fiscal Year 2016-2017 Budget.

BACKGROUND:

1. Agrichem will continue to provide herbicide application consultation for the Ulati and Green Valley Flood Control Projects.
2. Blankinship & Associates will continue to provide consulting service for compliance monitoring for application of aquatic herbicides. Program costs are shared with other districts.
3. CDM Smith will provide additional engineering support for the NBA Capacity Project as requested.
4. CH2M Hill will continue the preparation of the Solano Habitat Conservation Plan EIR/EIS.
5. Clean Lakes, Inc. will conduct aquatic herbicide treatment at Campbell Lake to protect NBA water quality.
6. Erler & Kalinowski will continue work on the Residential Baseline Water Use Assessment study to determine the effectiveness of SCWA rebate programs.
7. Eyasco will provide consulting services for document/file management, data and database management, and website management.
8. IN Communications will administer the Solano High School Video Contest and assist in public outreach.
9. Iron Springs Corporation will continue the Large Landscape BMP Program to set water budgets for commercial and institutional sites.
10. KC Engineering will provide construction materials testing and geotechnical consulting as requested.
11. LSA Associates, Inc, will continue to develop the Solano Habitat Conservation Plan. Tasks include completing the Public Draft HCP and developing programmatic wetland permits.
12. Luhdorff & Scalmanini will provide groundwater conditions reporting and groundwater management assistance.
13. Normandeau & Associates will provide fish monitoring and habitat analysis for Putah, Suisun, Green Valley, and Ledge Wood Creeks.
14. P.G.&E. will continue to administer the High-Efficiency Clothes Washer Rebate Program.
15. Solano Resource Conservation District will provide public education and outreach for Lake Berryessa.
16. Solano Resource Conservation District will continue flood hazard awareness activities and small project flood control grant administration. This is a three year agreement.

17. Summers Engineering, Inc. will provide general engineering support as needed, primarily on Solano Project infrastructure.
18. Southwest Environmental will continue the Solano High-Efficiency Toilet installation program for commercial, industrial and institutional accounts.
19. Summers Engineering, Inc. will provide engineering and construction management support for the PDD Bulkhead Project.
20. Summers Engineering, Inc. will provide engineering support for the PSC Screen Cleaner Feasibility Study.
21. Summers Engineering, Inc. will provide engineering and construction management support for the Alternative Canal Cleanout Project.
22. Streamwise will continue to provide geomorphic design and construction on LPCCC and SCWA Projects.
23. Terraphase will continue to provide consulting service water quality monitoring and analysis of constituents of concern for the Cache Slough watershed.
24. SCWA will partner with Western Municipal Water District to implement a program to replace defective sprinklers and install high-efficiency sprinkler nozzles.
25. Wildlife Survey and Photo Service will continue to aquatic monitor for LPCCC.
26. Wildlife Survey and Photo Service will continue to monitor New Zealand Mud Snails, and for detection of Quagga and Zebra mussels in the Solano Project.
27. Yolo Resource Conservation District will assist the Coordinating Committee with administrative functions of the Westside IRWMP implementation.
28. ZunZun will continue to market, schedule and present interactive school assemblies for grades K-6 at Solano County schools.

Copies of agreements and amendments are available on the SCWA web page (www.scwa2.com) or from SCWA staff.